



FEATURES

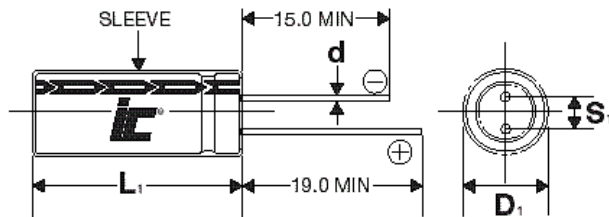
High Capacitance – Very fast charge/discharge – High power density

APPLICATIONS

Battery backup/ alternative – LED Displays – DC/DC converters – Pulse power

Operating Temperature Range		-25°C to +70°C	
Storage Temperature		-40°C to +70°C	
Capacitance Tolerance		+50%/-20% @ 25°C	
Surge voltage	WVDC	2.5	
	SVDC	2.7	
Maximum Current		See standard part listing	0.5*WVDC/(ESR_{DC}+(1/C))
Leakage Current		See standard part listing	72 hours, 25°C
Life time		1000 hours at rated voltage and 70°C	
		Capacitance change	±30% of initially measured values
		ESR	≤200% of initially specified values
Life cycles (25°C) 1 cycle= Charge to WVDC for 20s, constant voltage charging for 10s, discharge to ½ WVDC for 20s, rest for 10 s		500,000 cycles	
		Capacitance change	±30% of initially measured values
		ESR	≤200% of initially specified values

D= 8 to 18mm



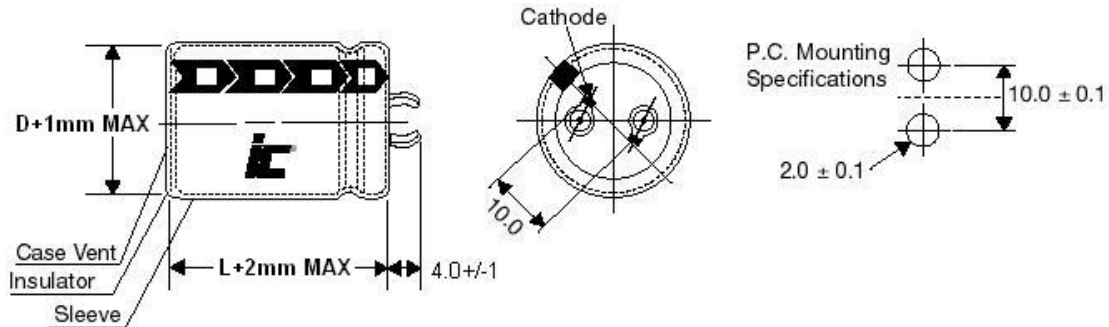
Lead spacing VS. Case diameter					
D	8(L>20)	8(L>20)	10	16	18
S	3.5	3.5	5.0	7.5	7.5
d	0.5	0.6	0.6	0.8	0.8

L₁=L+1.5mm
D₁=D+05mm
S₁=S±0.5mm

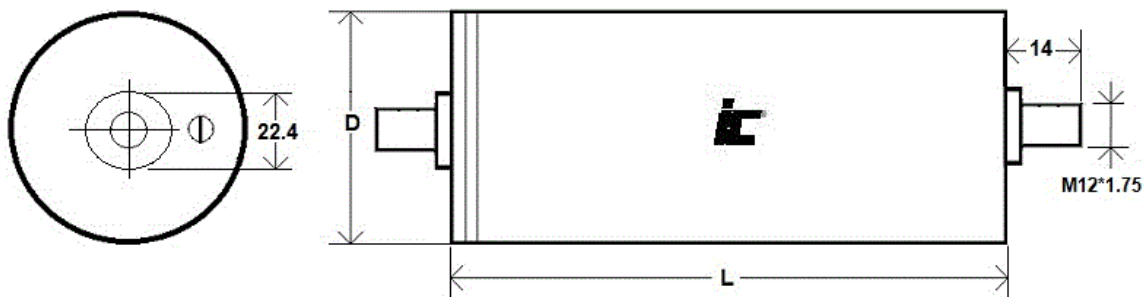


Snap in types

$20\text{mm} \leq D < 60\text{mm}$



Capacitance = 500F to 650F



DER

Radial lead, +70°C

Capacitance (F)	WVDC	IC PART NUMBER	MAX Current (A)	Maximum Continuous Current (A) ($\Delta T=15^{\circ}C$)	Short Circuit Current (A)	ESR AC 1 kHz (m Ω)	DC ESR (m Ω) 20°C	Max stored energy (mWh)	LC (mA), (72 hrs)	Energy Density (Wh/kg)	Energy Volumetric Density (Wh/l)	Power Density (kW/kg)	Power Volumetric Density (kW/l)
10.0	2.3	106DCR2R3SGU	2.3	220	400	220	400	7.3472	0.05	3.6736	4.6774	0.794	1.0103
22.0	2.3	226DCR2R3STU	5.34	120	170	120	170	16.1639	0.065	4.6852	6.5858	1.082	1.5214
30.0	2.3	306DCR2R3STV	5.95	100	160	100	160	22.0417	0.085	5.8004	7.1845	1.044	1.2932
50.0	2.3	506DCR2R3SKV	9.58	60	100	60	100	36.7361	0.11	5.248	7.3084	0.9069	1.2629
70.0	2.3	706DCR2R3SKY	11.58	50	85	50	85	51.4306	0.15	6.1593	7.3084	0.894	1.0613
120.0	2.3	127DCR2R3SLZ	15.68	35	65	35	65	88.1667	0.4	6.6291	8.6618	0.734	0.9595
220.0	2.3	227DCR2R3SNI	23.21	25	45	25	45	161.1639	0.9	6.4656	9.0472	0.5643	0.7896
400.0	2.3	407DCR2R3SDG	41.82	20	25	20	25	293.8889	2	4.432	9.2393	0.3829	0.7983
600.0	2.3	607DCR2R3SDZ	53.08	15	20	15	20	440.8333	4	6.5649	10.394	0.473	0.7484
800.0	2.3	807DCR2R3SEK	70.77	10	15	10	15	587.7778	7.2	7.9926	8.7275	0.5755	0.6284

DER

Radial lead, +70°C

Capacitance (F)	WVDC	IC PART NUMBER	Weight (grams)	Volume (mL)	Dims DxL (mm)	Lead Spacing S (mm)	Lead Diameter d (mm)
10.0	2.3	106DCR2R3SGU	2	1.5708	10x20	5	0.6
22.0	2.3	226DCR2R3STU	3.45	2.4544	12.5x20	5	0.6
30.0	2.3	306DCR2R3STV	3.8	3.068	12.5x25	5	0.6
50.0	2.3	506DCR2R3SKV	7	5.0265	16x25	7.5	0.8
70.0	2.3	706DCR2R3SKY	8.35	7.0372	16x35	7.5	0.8
120.0	2.3	127DCR2R3SLZ	13.3	10.179	18x40	7.5	0.8
220.0	2.3	227DCR2R3SNI	25	17.866	22x47	10	0
400.0	2.3	407DCR2R3SDG	66.31	31.809	30x45	10	0
600.0	2.3	607DCR2R3SDZ	67.15	42.412	30x60	10	0
800.0	2.3	807DCR2R3SEK	73.54	67.348	35x70	10	0