

7815F

Rev.E Mar.-2016

描述 / Descriptions

TO-220F 塑封封装电压调整器。Voltage Regulator in a TO-220F Plastic Package.

特征 / Features

三端稳压调整器，输出电流高达 1.5A,内设过热保护和短路限制。

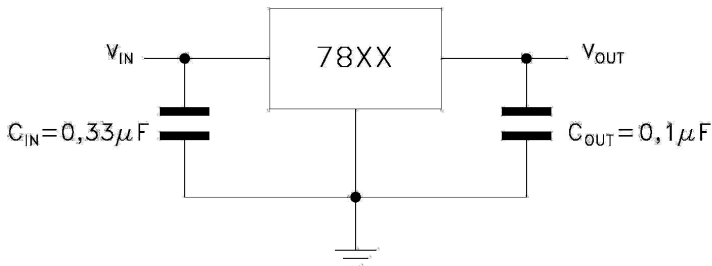
3-Terminal regulators, output current up to 1.5A, internal thermal overload protection and short-circuit limiting.

用途 / Applications


电压调整器。

Voltage Regulator.

内部等效电路/应用电路 / Equivalent Circuit or Application Circuit



引脚排列 / Pinning



PIN 1 : IN

PIN 2 : GND

PIN 3 : OUT

印章代码 / Marking

见印章说明。See Marking Instructions

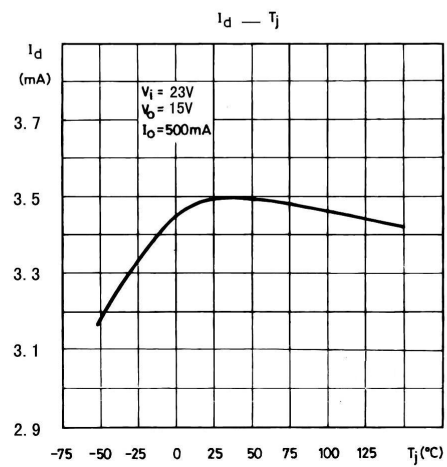
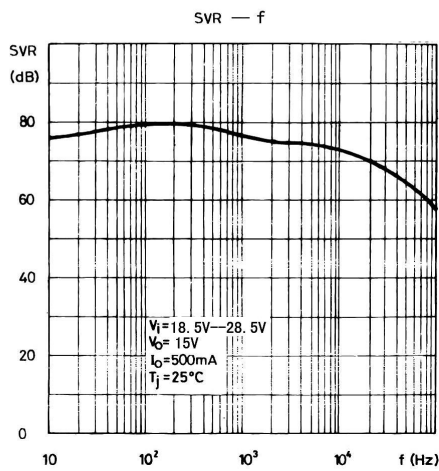
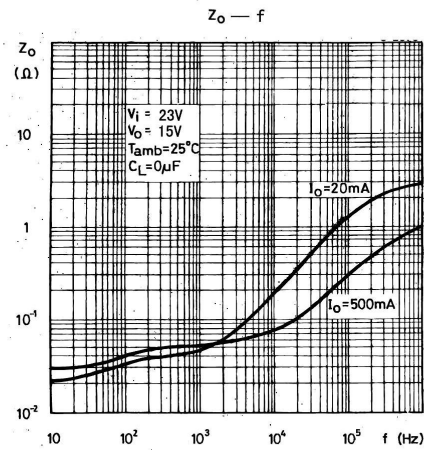
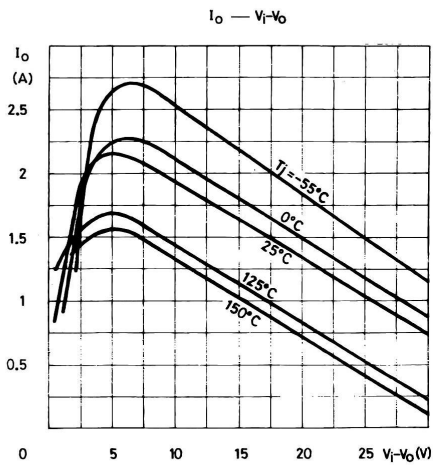
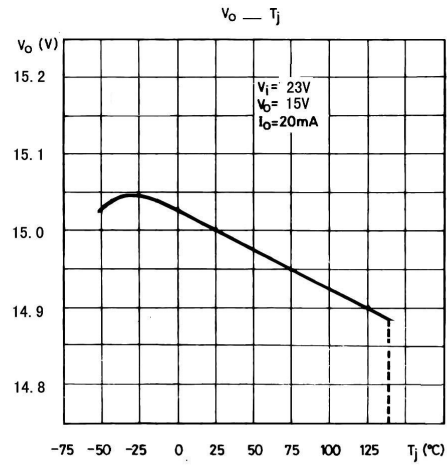
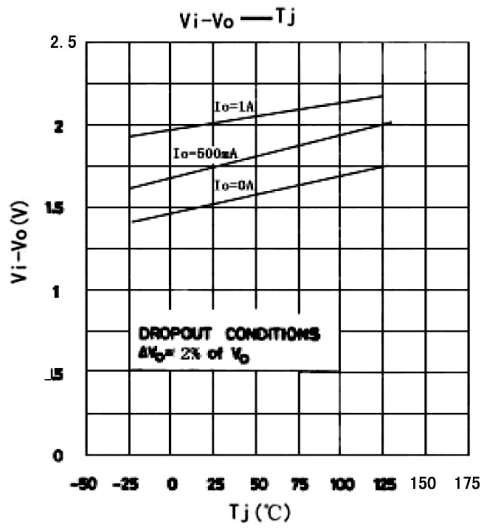
极限参数 / Absolute Maximum Ratings(Ta=25°C)

参数 Parameter	符号 Symbol	数值 Rating	单位 Unit
Input voltage	V_i	35	V
Thermal Resistance Junction-ambient	$R_{\theta JA}$	60	°C/W
Thermal Resistance Junction-case	$R_{\theta JC}$	5.0	°C/W
Operating Junction Temperature Range	T_{OPR}	0~125	°C
Storage temperature range	T_{stg}	-65~150	°C

电性能参数 / Electrical Characteristics(Ta=25°C)

参数 Parameter	符号 Symbol	测试条件 Test Conditions	最小值 Min	典型值 Typ	最大值 Max	单位 Unit
Output voltage	V_o	$T_j=25^\circ\text{C}$	14.4	15	15.6	V
		$V_i=17.5\text{V}-30\text{V}$ $I_o=5.0\text{mA}-1.0\text{A}$ $PD\leq 15\text{W}$	14.25	15	15.75	V
Load Regulation	ΔV_o	$T_j=25^\circ\text{C}$ $I_o=5.0\text{mA}-1.5\text{A}$			300	mV
		$T_j=25^\circ\text{C}$ $I_o=250\text{mA}-750\text{mA}$			150	mV
Line regulation	ΔV_o	$T_j=25^\circ\text{C}$ $V_i=17.5\text{V}-30\text{V}$			300	mV
		$T_j=25^\circ\text{C}$ $V_i=20\text{V}-26\text{V}$			150	mV
Quiescent Current	I_q	$T_j=25^\circ\text{C}$			8.0	mA
Quiescent Current Change	ΔI_q	$V_i=17.5\text{V}-30\text{V}$			1.0	mA
		$I_o=5.0\text{mA}-1.0\text{A}$			0.5	mA
Output Voltage Drift	$\Delta V_o/\Delta T$	$I_o=5.0\text{mA}$		-1.0		mV/°C
Output Noise Voltage	eN	B=10Hz-100KHz $T_j=25^\circ\text{C}$		90		$\mu\text{V}/V_o$
Supply Voltage Rejection	SVR	$V_i=18.5\text{V}-28.5\text{V}$ $f=120\text{Hz}$	54			dB
Dropout Voltage	V_d	$I_o=1\text{A}$ $T_j=25^\circ\text{C}$		2.0		V
Output Resistance	R_o	$f=1.0\text{KHz}$		19		m Ω
Short Circuit Current	I_{sc}	$V_i=35\text{V}$ $T_j=25^\circ\text{C}$		0.23		A
Short Circuit Peak Current	I_{scp}	$T_j=25^\circ\text{C}$		2.2		A

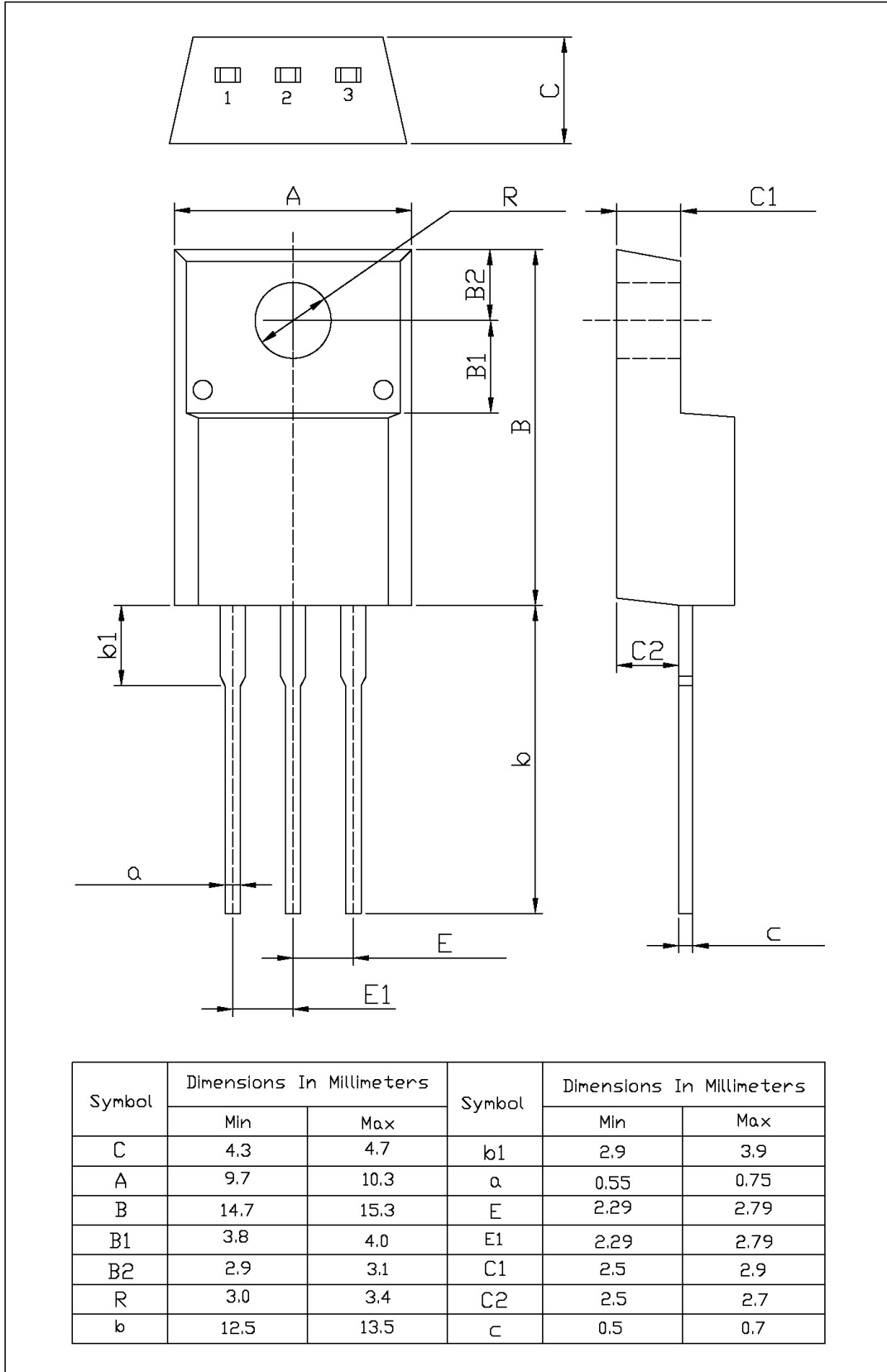
电参数曲线图 / Electrical Characteristic Curve



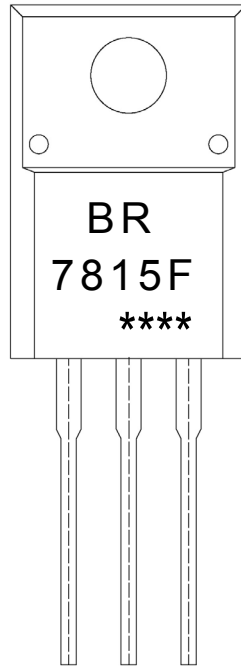
外形尺寸图 / Package Dimensions

TO-220F

单位: mm



印章说明 / Marking Instructions



说明：

BR： 为公司代码

7815F： 为产品型号

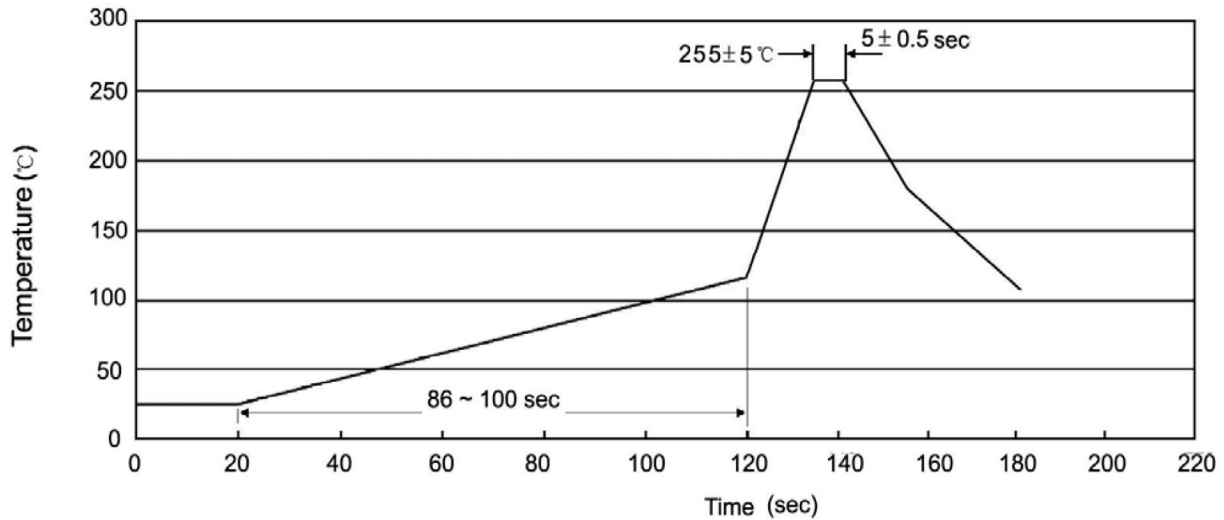
****： 为生产批号代码，随生产批号变化。

Note:

BR: Company Code.

7815F: Product Type.

****: Lot No. Code, code change with Lot No.

波峰焊温度曲线图(无铅) / Temperature Profile for Dip Soldering(Pb-Free)


说明：

- 1、预热温度 25 ~ 150°C，时间 60 ~ 90sec;
- 2、峰值温度 255±5°C，时间持续为 5±0.5sec;
- 3、焊接制程冷却速度为 2 ~ 10°C/sec.

Note:

- 1.Preheating:25~150°C, Time:60~90sec.
- 2.Peak Temp.:255±5°C, Duration:5±0.5sec.
3. Cooling Speed: 2~10°C/sec.

耐焊接热试验条件 / Resistance to Soldering Heat Test Conditions

温度：270±5°C

时间：10±1 sec.

Temp:270±5°C

Time:10±1 sec

包装规格 / Packaging SPEC.

散件包装 / BULK

Package Type 封装形式	Units 包装数量					Dimension 包装尺寸 (unit: mm3)		
	Units/Bag 只/袋	Bags/Inner Box 袋/盒	Units/Inner Box 只/盒	Inner Boxes/Outer Box 盒/箱	Units/Outer Box 只/箱	Bag 袋	Inner Box 盒	Outer Box 箱
TO-220/F	200	10	2,000	5	10,000	135×190	237×172×102	560×245×195

套管包装 / TUBE

Package Type 封装形式	Units 包装数量					Dimension 包装尺寸 (unit: mm3)	
	Units/Tube 只/套管	Tubes/Inner Box 套管/盒	Units/Inner Box 只/盒	Inner Boxes/Outer Box 盒/箱	Units/Outer Box 只/箱	Tube 套管	Inner Box 盒
TO-220/F	50	20	1,000	5	5,000	532×31.4×5.5	555×164×50

使用说明 / Notices