

CDBZ2140LL-HF

Reverse Voltage: 40 Volts
 Forward Current: 1.0 Amp
 RoHS Device
 Halogen free

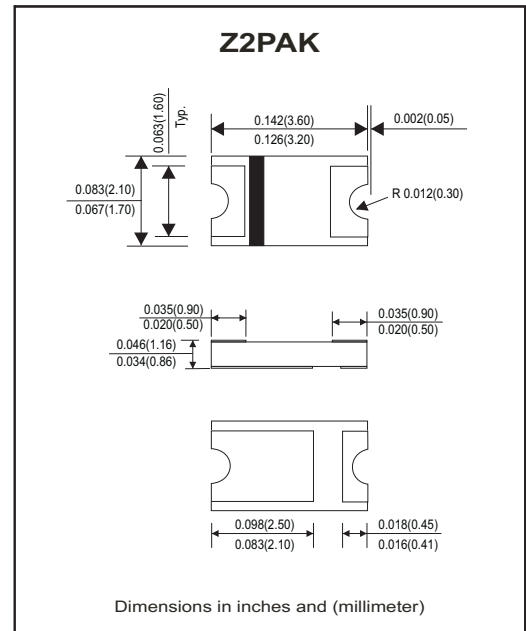


Features

- Lead less chip form, no lead damage.
- Low power loss, High efficiency.
- High current capability, low VF.
- Plastic package has UL 94V-0.

Mechanical data

- Case: Packed with FRP substrate and epoxy underfilled.
- Terminals: Pure Tin plated (Lead-Free), solderable per MIL-STD-750, method 2026.
- Weight : 0.012 grams(approx.).



Circuit Diagram



Maximum Ratings (at TA=25°C unless otherwise noted)

Parameter	Symbol	Rating	Unit
Repetitive peak reverse voltage	VRRM	40	V
Average forward current	IF(AV)	1.0	A
Peak forward surge current (8.3ms single half sine-wave)	IFSM	20	A
Operating junction temperature range	TJ	-55 to +125	°C
Storage temperature range	TSTG	-55 to +150	°C

Electrical Characteristics (at TA=25°C unless otherwise noted)

Parameter	Symbol	Conditions	Min.	Typ.	Max.	Unit
Forward voltage (NOTE 1)	VF	IF = 0.1 A	-	0.24	-	V
		IF = 0.5 A	-	0.31	-	
		IF = 1.0 A	-	0.37	0.38	
Repetitive peak reverse current (NOTE 1)	IRRM	VR = Max. VRRM, TA= 25°C	-	0.30	1.0	mA
Junction capacitance	CJ	VR = 4V, f = 1.0 MHz	-	115	-	pF
Thermal resistance	RθJA	Junction to ambient (NOTE 2)	-	88	-	°C/W
	RθJC	Junction to case (NOTE 2)	-	28	-	°C/W

NOTES : (1) Pulse test width PW=300usec , 1% duty cycle.
 (2) Mounted on P.C. board with 0.2 x 0.2"(5.0 x5.0mm) copper pad areas.

Company reserves the right to improve product design , functions and reliability without notice.

REV:B

RATING AND CHARACTERISTIC CURVES (CDBZ2140LL-HF)

Fig.1 - Typical Forward Current Derating Curve

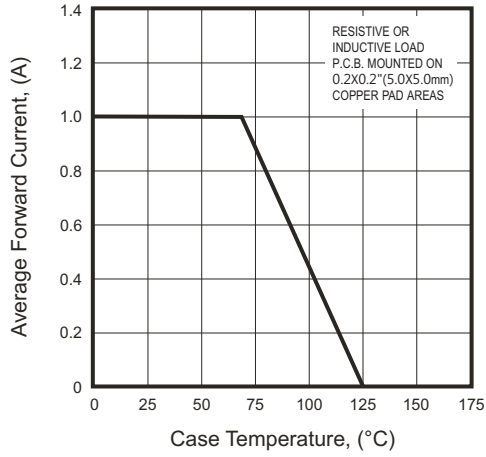


Fig.2 - Typical Forward Characteristics

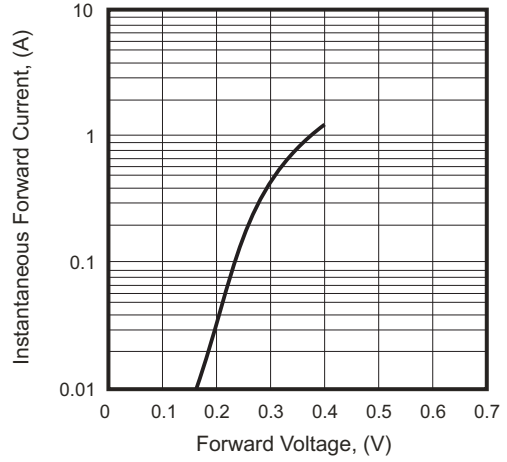


Fig.3 - Non-repetitive Forward Surge Current

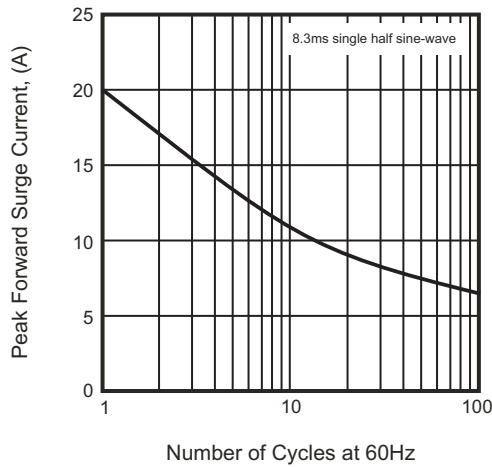


Fig.4 - Typical Reverse Characteristics

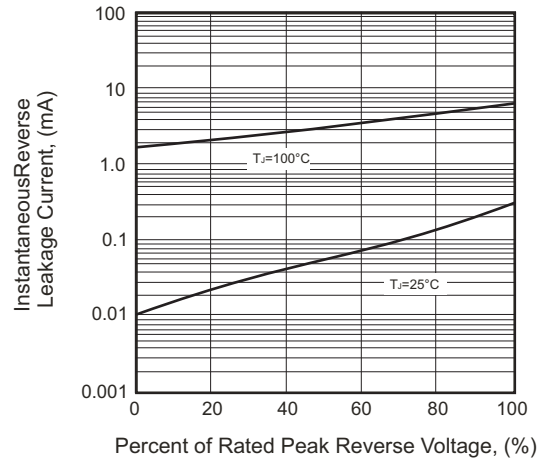
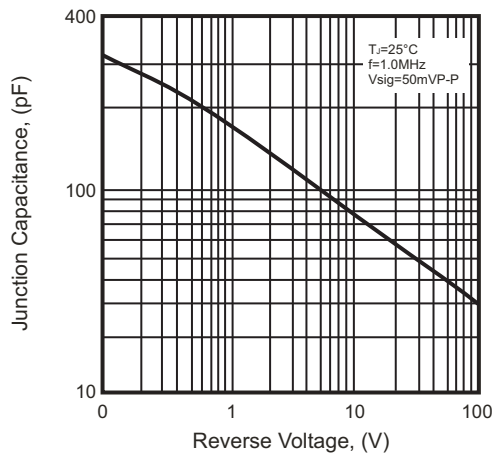
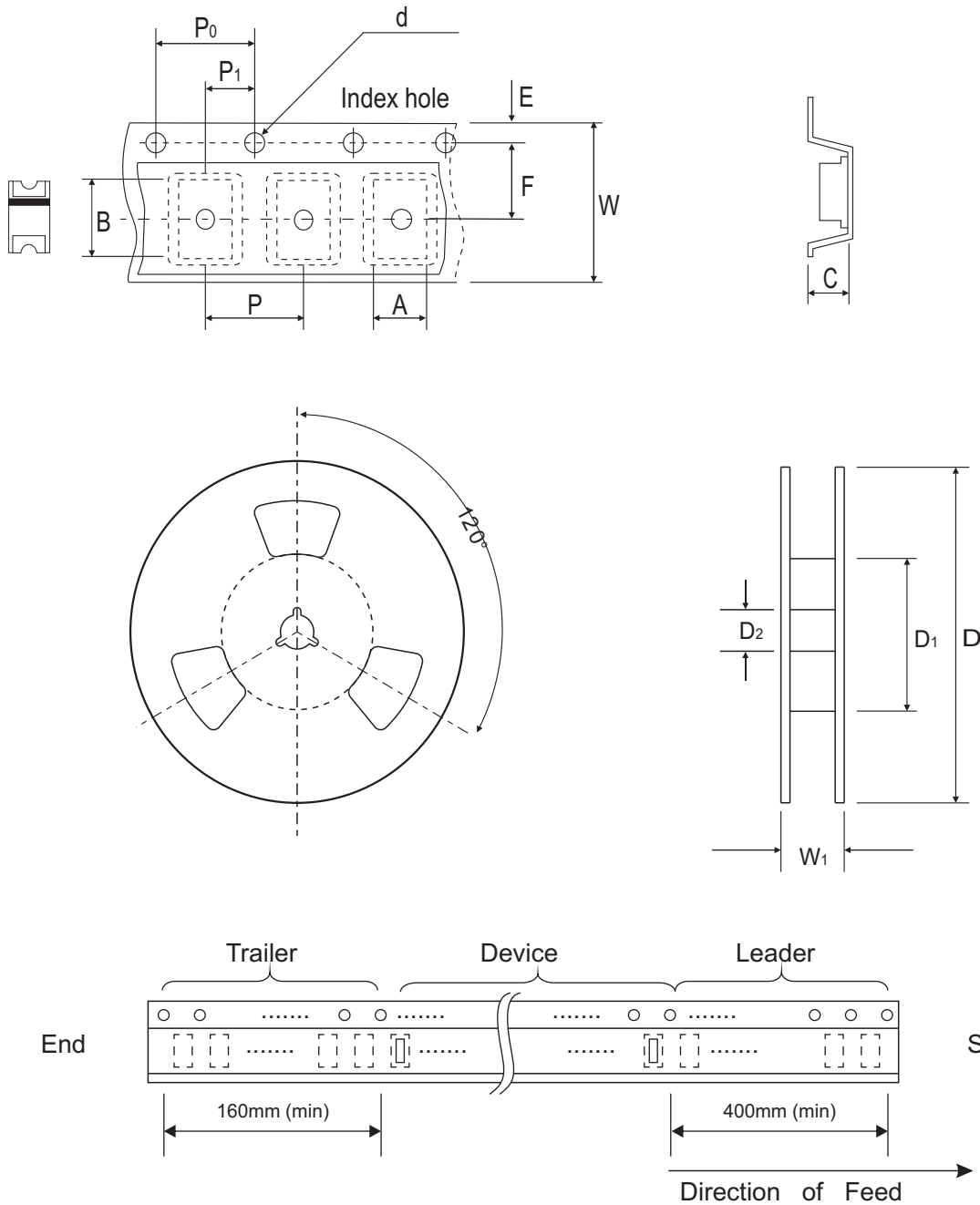


Fig.5 - Typical Junction Capacitance



Reel Taping Specification



Z2PAK	SYMBOL	A	B	C	d	D	D ₁	D ₂
	(mm)	2.20 ± 0.10	3.65 ± 0.10	1.28 ± 0.10	1.50 ± 0.10	178.00 ± 2.00	50.00 MIN.	13.00 ± 0.50
	(inch)	0.087 ± 0.004	0.144 ± 0.004	0.050 ± 0.004	0.059 ± 0.004	7.008 ± 0.079	1.969 MIN.	0.512 ± 0.020

Z2PAK	SYMBOL	E	F	P	P ₀	P ₁	W	W ₁
	(mm)	1.75 ± 0.10	5.50 ± 0.05	4.00 ± 0.10	4.00 ± 0.10	2.00 ± 0.10	12.00 ± 0.30	18.70 MAX.
	(inch)	0.069 ± 0.004	0.217 ± 0.002	0.157 ± 0.004	0.157 ± 0.004	0.079 ± 0.004	0.472 ± 0.012	0.736 MAX.

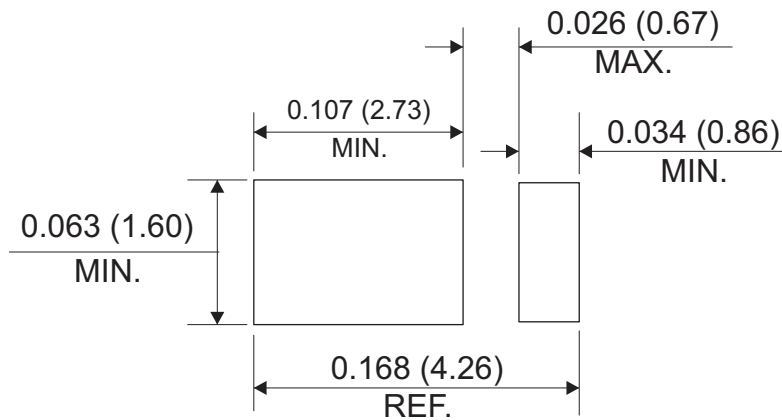
Company reserves the right to improve product design, functions and reliability without notice.

Marking Code

Part Number	Marking Code
CDBZ2140LL-HF	A4L



Suggested PAD Layout



- NOTES : 1. Dimensions in inches and (millimeter)
 2. The Layout is just for reference.

Standard Packaging

Case Type	REEL PACK	
	REEL (pcs)	Reel Size (inch)
Z2PAK	3,000	7