



2 dB NF, 20 mW, 4 GHz to 8 GHz, Low Noise Amplifier, 38 dB Gain, SMA

PE151002 is a C-band coaxial low noise amplifier operating noise figure, 13 dBm minimum of saturated power and high 3 of ± 1.0 dB max. This technical performance is achieved through devices. The low noise amplifier requires typically a +12V DC stable and includes built-in voltage regulation, bias sequence operates over the temperature range of -40°C and $+85^{\circ}\text{C}$.

Features

- 4 GHz to 8 GHz Frequency Range
- Psat: 13 dBm min
- High Small Signal Gain: 38 dB
- Gain Flatness: ± 1.0 dB max
- Noise Figure: 2.2 dB
- 50 Ohms Input and Output Matched
- Operating Temperature Range: -40 to 85°C
- Unconditionally Stable
- Regulated Supply & Bias Sequence
- Hermetically Sealed Module
- Overvoltage External Protection

Applications

- Laboratory Applications
- R&D Labs
- Radar Systems
- Telecom Infrastructure
- Test Instrumentation
- Military & Space
- Communication Systems
- Microwave Radio Systems
- Satellite Communication
- Low Noise Amplifier
- General Application
- Systems Block

Electrical Specifications: DC Voltage = 12 Volts, DC Current

Description	Minimum	Typical	Maximum	Units
Frequency Range	4		8	GHz
Small Signal Gain	38			dB
Minimum Psat	+13			dBm
Noise Figure		2		dB
Input VSWR			2:1	
Output VSWR			2:1	
Operating DC Voltage	11	12	13	Volts
Operating DC Current			250	mA
Operating Temperature Range			+85	$^{\circ}\text{C}$

Click the following link (or enter part number in "SEARCH" inventory and click on it): [4 GHz to 8 GHz, Low Noise @ 2 Am](#)



2 dB NF, 20 mW, 4 GHz to 8 GHz, Low Noise Amplifier, 38 dB Gain, SMA

Absolute Maximum Rating

Parameter	Rating	Units
Source Voltage	+15	Volts
RF input Power	+17	dBm
Operating Temperature (base-plate)	-40 to +85	°C
Storage Temperature	-55 to +85	°C



ESD Sensitive Material,
Transport material in
Approved ESD bags.
Handle only in approved
ESD Workstation.

Compliance Certificate available on www.pasternack.com for current documents
RoHS Compliant

Plotted and Other Data

Notes:

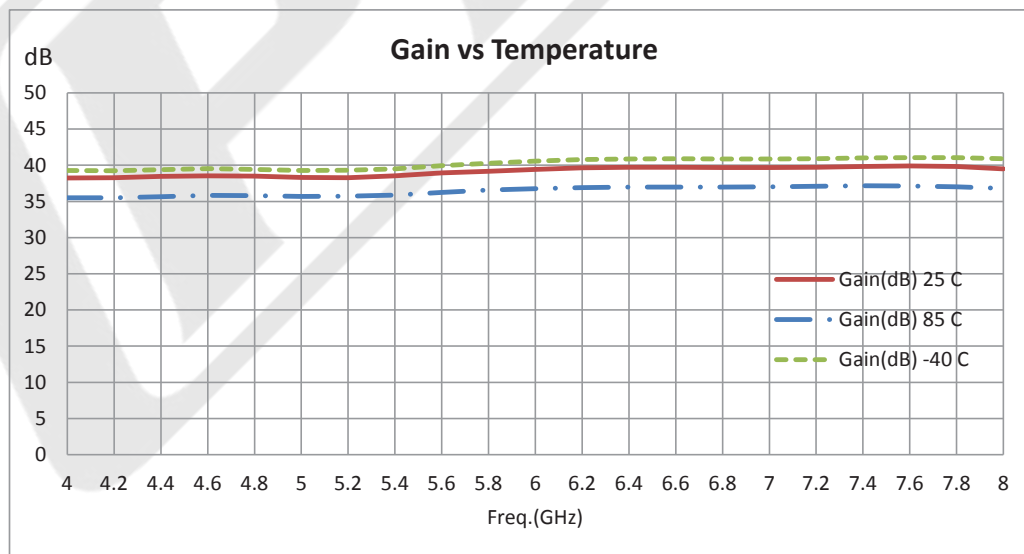
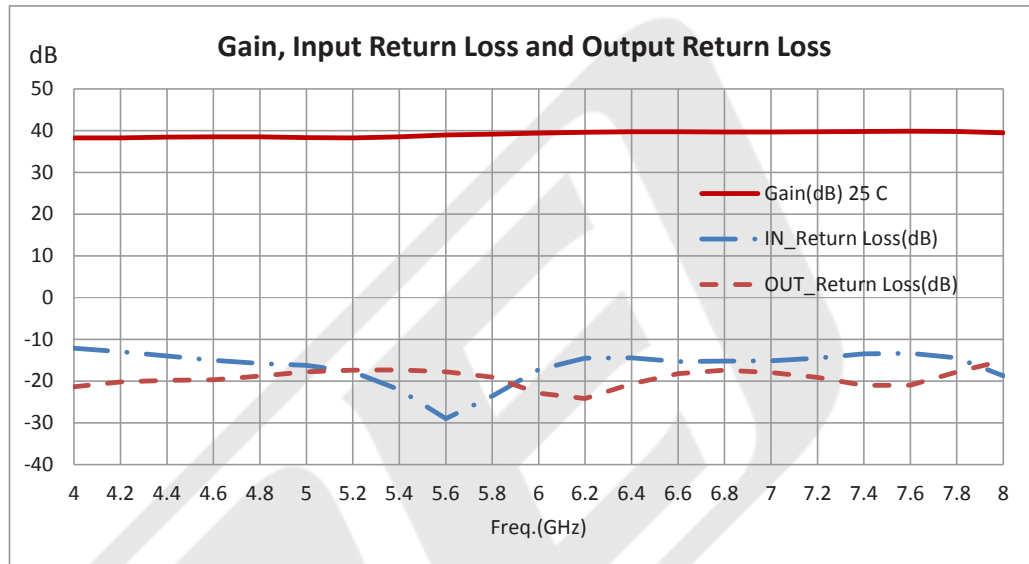
- Values at +25 °C, sea level
- ESD Sensitive Material, Transport material in Approved ESD bags.

Click the following link (or enter part number in "SEARCH" field) to view the product page and check inventory and pricing: [20 dBm, 4 GHz to 8 GHz, Low Noise Amplifier](#)



2 dB NF, 20 mW, 4 GHz to 8 GHz, Low Noise Amplifier, 38 dB Gain, SMA

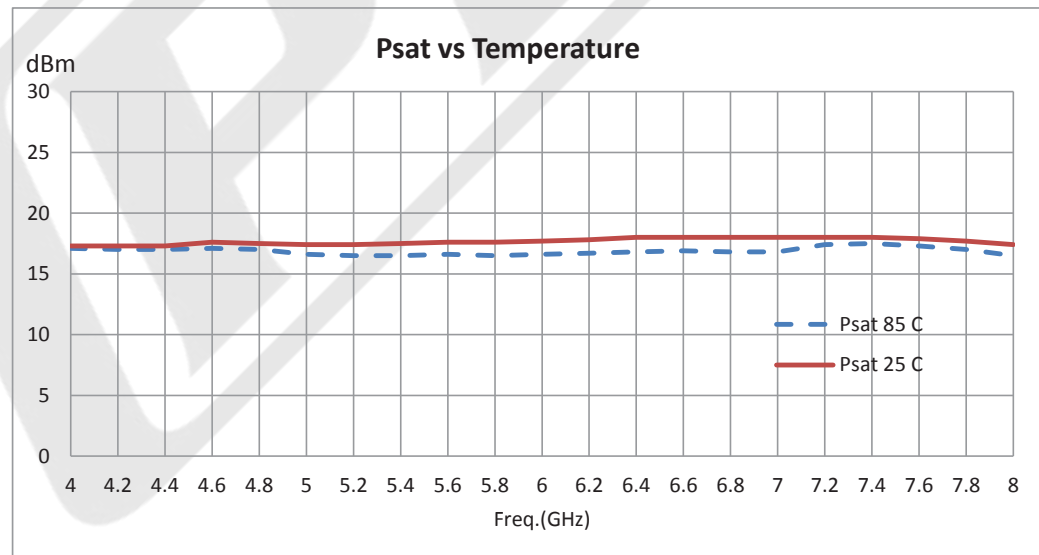
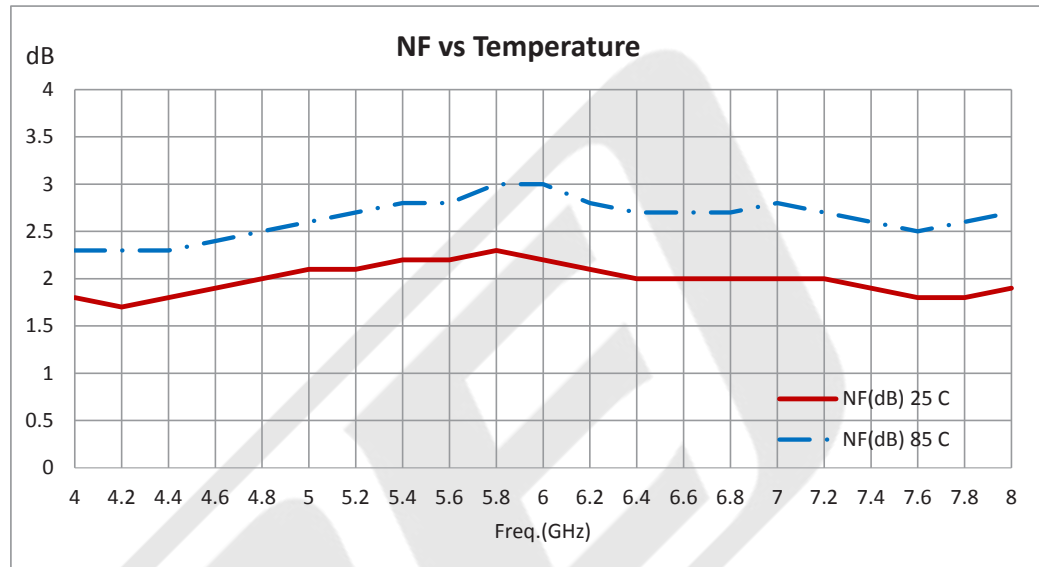
Power Data



Click the following link (or enter part number in "SEARCH" field) to view the product page: [PE15A1002](#) (or enter part number in "SEARCH" field) to view the product page: [PE15A1002](#)



2 dB NF, 20 mW, 4 GHz to 8 GHz, Low Noise Amplifier, 38 dB Gain, SMA



Click the following link (or enter part number in "SEARCH" field) to view product details and check inventory and pricing: [Low Noise Amplifier, 2 dB NF, 20 mW, 4 GHz to 8 GHz, 38 dB Gain, SMA](#)



2 dB NF, 20 mW, 4 GHz to 8 GHz, Low Noise Amplifier, 38 dB Gain, SMA

2 dB NF, 20 mW, 4 GHz to 8 GHz, Low Noise Amplifier, 38 dB Gain for domestic and international orders. Our RF, microwave a part of the broadest selection in the industry.

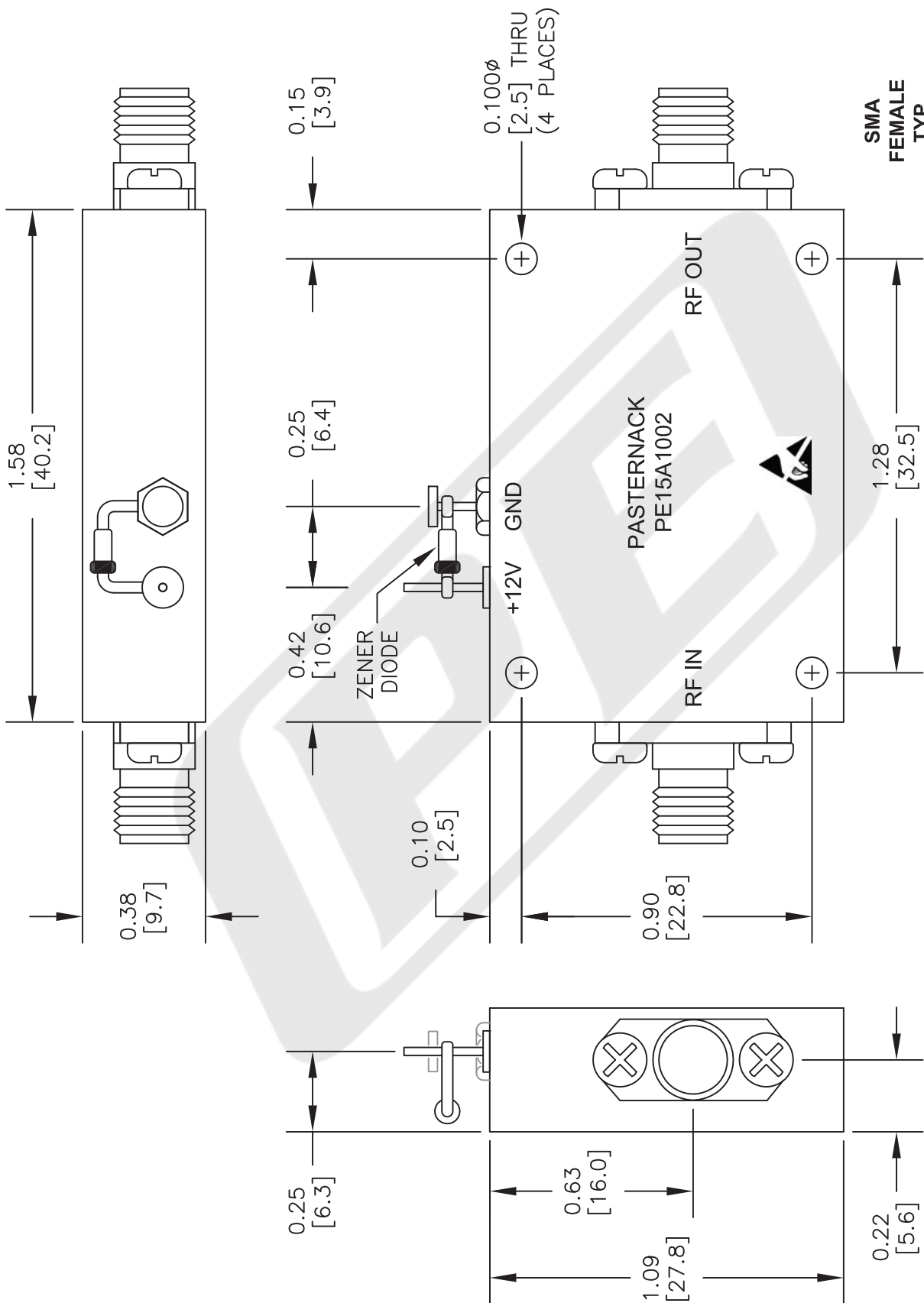
Click the following link (or enter part number in "SEARCH" inventory and 2 dB NF, 20 mW, 4 GHz to 8 GHz, Low Noise Amplifier

URL: <http://www.pasternack.com/2-dB-8-GHz-Low-Noise-Amplifier>

The information contained in this document is accurate to the best of our knowledge and representative of the part described herein. It may be necessary to make modifications to the part and/or the documentation of the part, in order to implement improvements. Pasternack reserves the right to make such changes as required. Unless otherwise stated, all specifications are nominal. Pasternack does not make any representation or warranty regarding the suitability of the part described herein for any particular purpose, and Pasternack does not assume any liability arising out of the use of any part or documentation.

PE15A1002 CAD Drawing

2 dB NF, 20 mW, 4 GHz to 8 GHz, Low Noise Amp



NOTES:
 1. UNLESS OTHERWISE SPECIFIED ALL DIMENSIONS ARE NOMINAL.
 2. ALL SPECIFICATIONS ARE SUBJECT TO CHANGE WITHOUT NOTICE AT ANY TIME.
 3. DIMENSIONS ARE IN INCHES [mm].

DWG TITLE
PE15A1002

PE PASTERNAK
 THE ENGINEER'S RF SOURCE
 Pasternack Enterprises, Inc.
 P.O. Box 16759 | Irvine | CA | 92623
 Phone: (949) 261-1920 | Fax: (949) 261-7451
 Website: www.pasternack.com | E-Mail: sales@pasternack.com

FSCM NO. 53919

CAD FILE 041414

SCALE N/A

SIZE A

2233