



**KERSEMI**

## Features

- Glass passivated chip
- Superfast switching time for high efficiency
- Low reverse leakage current
- High surge capacity

## Maximum Ratings

- Operating Junction Temperature: -55°C to +150°C
- Storage Temperature: -55°C to +150°C

Microsemi Catalog Number	Device Marking	Maximum Recurrent Peak Reverse Voltage	Maximum RMS Voltage	Maximum DC Blocking Voltage
MUR1630CT	MUR1630CT	300V	210V	300V
MUR1640CT	MUR1640CT	400V	280V	400V
MUR1660CT	MUR1660CT	600V	420V	600V

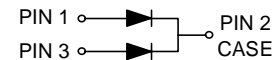
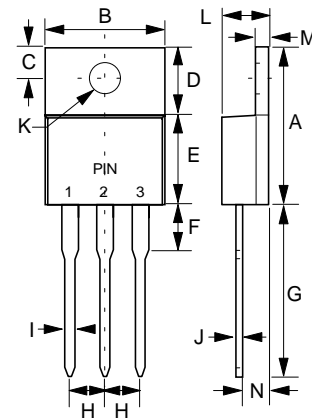
## Electrical Characteristics @ 25°C Unless Otherwise Specified

Average Forward Current	$I_{F(AV)}$	16 A	$T_C = 100^\circ\text{C}$
Peak Forward Surge Current	$I_{FSM}$	125 A	8.3ms, half sine
Maximum Forward Voltage Drop Per Element 1630-1640CT 1660CT	$V_F$	1.30V 1.50V	$I_{FM} = 8\text{ A}$ $T_J = 25^\circ\text{C}$
Maximum DC Reverse Current At Rated DC Blocking Voltage	$I_R$	5.0uA 500uA	$T_J = 25^\circ\text{C}$ $T_J = 100^\circ\text{C}$
Maximum Reverse Recovery Time	$T_{rr}$	50ns	$I_F=0.5\text{A}$ , $I_R=1.0\text{A}$ , $I_{rr}=0.25\text{A}$
Typical Junction Capacitance	$C_J$	80pF	Measured at 1.0MHz, $V_R=4.0\text{V}$

# MUR1630CT THRU MUR1660CT

## 16 Amp Super Fast Glass Passivated Rectifier 300 to 600 Volts

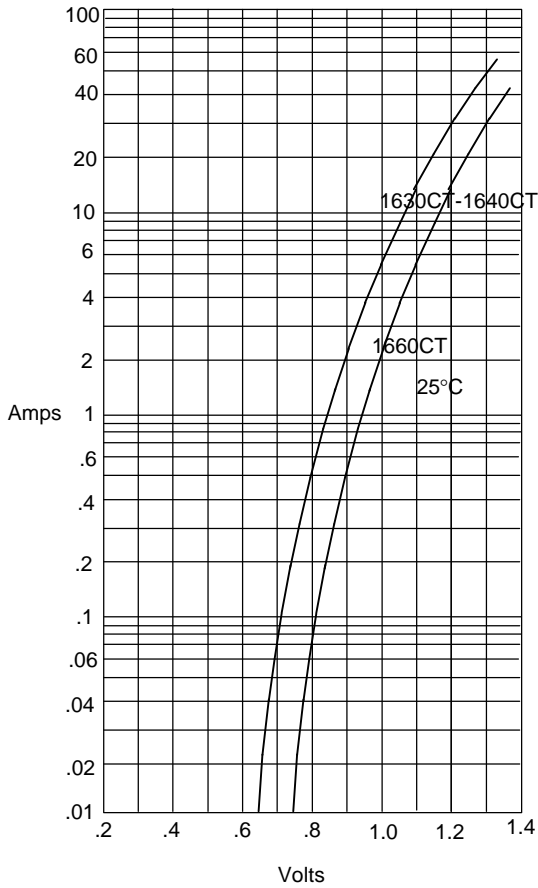
### TO-220AB



DIM	INCHES		MM		NOTE
	MIN	MAX	MIN	MAX	
A	.560	.625	14.22	15.88	
B	.380	.420	9.65	10.67	
C	.100	.135	2.54	3.43	
D	.230	.270	5.84	6.86	
E	.380	.420	9.65	10.67	
F	---	.250	---	6.35	
G	.500	.580	12.70	14.73	
H	.090	.110	2.29	2.79	
I	.020	.045	0.51	1.14	
J	.012	.025	0.30	0.64	
K	.139	.161	3.53	4.09	∅
L	.140	.190	3.56	4.83	
M	.045	.055	1.14	1.40	
N	.080	.115	2.03	2.92	

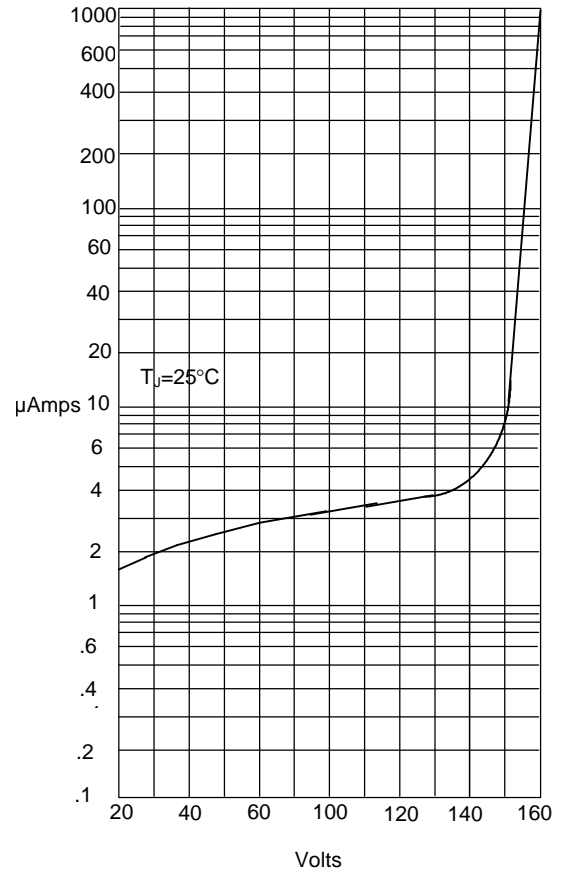
# MUR1630CT thru MUR1660CT

Figure 1  
Typical Forward Characteristics



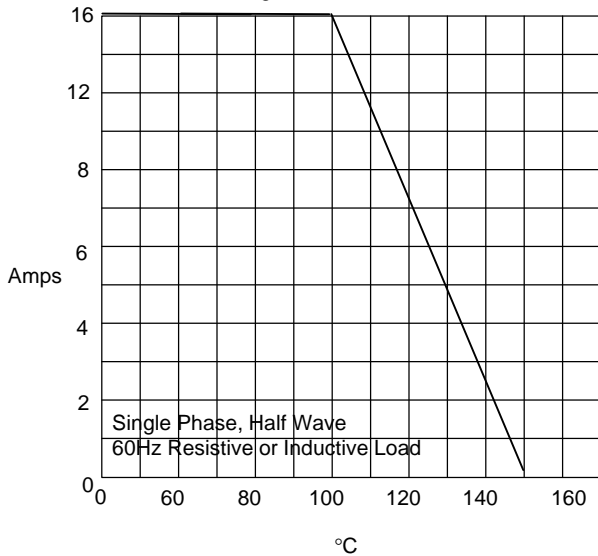
Instantaneous Forward Current - Amperes versus  
Instantaneous Forward Voltage - Volts

Figure 2  
Typical Reverse Characteristics



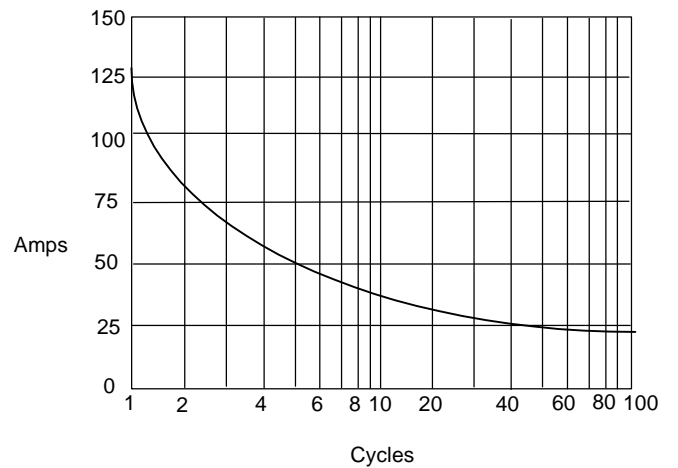
Instantaneous Reverse Leakage Current - MicroAmperes versus  
Percent Of Rated Peak Reverse Voltage - Volts

Figure 3  
Forward Derating Curve



Average Forward Rectified Current - Amperes versus  
Case Temperature - °C

Figure 4  
Maximum Non-Repetitive Forward Surge Current



Peak Forward Surge Current - Amperes versus  
Number Of Cycles At 60Hz - Cycles