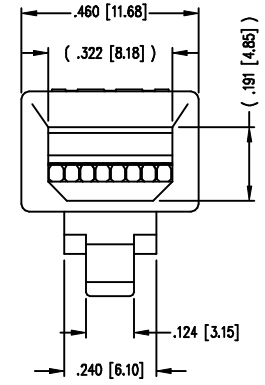
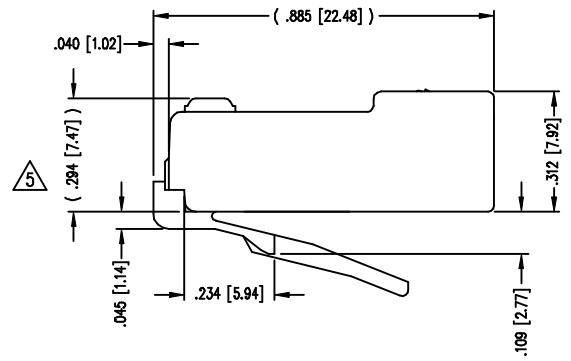
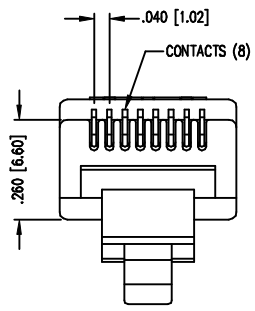
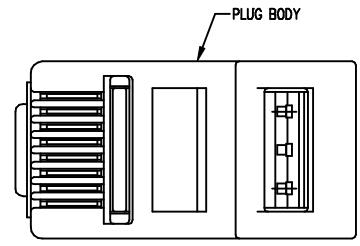


DATE	REV	ECN	APP'D. BY
1-23-03	A3	5771	RGC



- NOTES:
- 1- MATERIALS:
 PLUG BODY: POLYCARBONATE, UL 94-V0, CLEAR
 CONTACTS: PHOSPHOR BRONZE, SELECTIVE GOLD PLATING
 - 2- CONTACTS TERMINATE SOLID OR STRANDED CONDUCTORS UP TO .037 [0.94] OUTSIDE DIAMETER OF INSULATION.
 - 3- FOR PRODUCT SPECIFICATION SEE PRO21-01.
 - 4- TOLERANCES COMPLY WITH F.C.C. DIMENSION REQUIREMENTS.
- TERMINATED PLUG HEIGHT: .237 [6.02] ± .005 [0.13]

BAG OF 1000	50 MICRO-INCHES [1.27um]	940-SP-3088-OB-B1000
BAG OF 250	50 MICRO-INCHES [1.27um]	940-SP-3088-OB-B250
BAG OF 25	50 MICRO-INCHES [1.27um]	940-SP-3088-OB-B25
BULK	50 MICRO-INCHES [1.27um]	940-SP-3088-OB
PACKAGE	CONTACT PLATING IN MATING AREA	PART NUMBER

THIRD ANGLE PROJECTION			
		11118 Susquehanna Trail South Glen Rock, PA 17327-9199 (717) 235-7512 Fax: (717) 235-7954 http://www.stewartconnector.com	
DO NOT SCALE DRAWING DRAWING IS SUBJECT TO CHANGE WITHOUT NOTICE		TITLE: EIGHT CONDUCTOR/EIGHT POSITION LINE CORD MODULE, "OPEN BACK", CLEAR, FOR OVERSIZED FLAT OR OVAL CABLE	
DIMENSIONS: INCHES [METRIC] UNLESS OTHERWISE SPECIFIED TOLERANCES ARE ±.005 [0.13] ANGLES ARE ± 1°		THIS DRAWING AND THE SUBJECT MATTER SHOWN THEREON ARE CONFIDENTIAL AND THE PROPRIETARY PROPERTY OF STEWART CONNECTOR ("SCS") AND SHALL NOT BE REPRODUCED, COPIED OR USED IN ANY MANNER WITHOUT PRIOR WRITTEN CONSENT OF "SCS". THE SUBJECT MATTER MAY BE PATENTED OR A PATENT MAY BE PENDING. © SCS	
SHEET NO. 1 OF 1		DRN BY: SAR CKD BY: TRM APPD BY: RGC DWG NO. CT300091	DATE 1-23-03 DATE 1-30-03 DATE 2-7-03 REV A3