

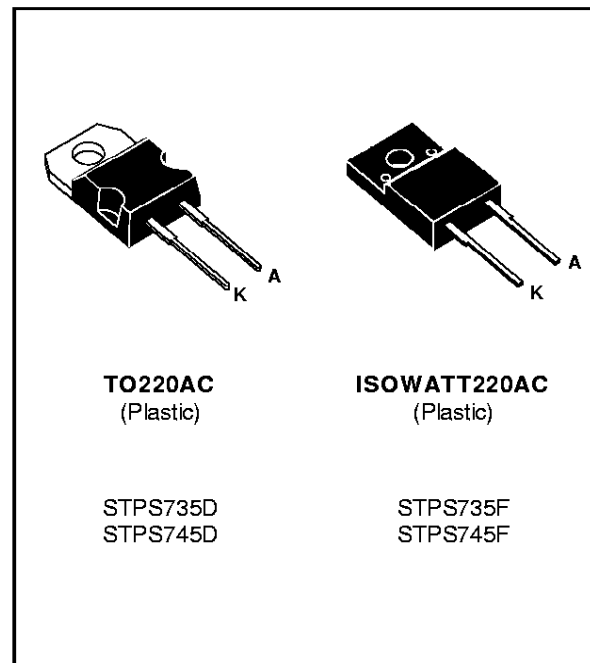
POWER SCHOTTKY RECTIFIER

- VERY SMALL CONDUCTION LOSSES
- NEGLIGIBLE SWITCHING LOSSES
- EXTREMELY FAST SWITCHING
- LOW FORWARD VOLTAGE DROP
- HIGH AVALANCHE CAPABILITY
- LOW THERMAL RESISTANCE
- INSULATED PACKAGE :
Insulating voltage = 2000V DC
Capacitance = 12pF

DESCRIPTION

Single chip schottky rectifier suited for switchmode power supply and high frequency DC to DC converters.

Packaged in TO220AC and ISOWATT220AC, this device is intended for use in low voltage, high frequency inverters, free wheeling and polarity protection applications.



ABSOLUTE RATINGS (limiting values)

Symbol	Parameter		Value	Unit	
$I_{F(RMS)}$	RMS Forward Current		20	A	
$I_{F(AV)}$	Average Forward Current $\delta = 0.5$	TO220AC	7.5	A	
		ISOWATT220AC			$T_c = 120^\circ\text{C}$
I_{FSM}	Surge Non Repetitive Forward Current		$T_p = 10 \text{ ms}$ Sinusoidal	150	A
I_{RRM}	Peak Repetitive Reverse Current		$T_p = 2 \mu\text{s}$ $F = 1\text{KHz}$	1	A
T_{stg} T_j	Storage and Junction Temperature Range		- 65 to + 150 - 65 to + 150	$^\circ\text{C}$	
dV/dt	Critical Rate of Rise of Reverse Voltage		1000	V/ μs	

Symbol	Parameter	STPS		Unit
		735D 735F	745D 745F	
V_{RRM}	Repetitive Peak Reverse Voltage	35	45	V

STPS735D/F / STPS745D/F

THERMAL RESISTANCE

Symbol	Parameter	Value	Unit
$R_{TH(j-c)}$	Junction-case	TO220AC	3.0
		ISOWATT220AC	5.5

ELECTRICAL CHARACTERISTICS

STATIC CHARACTERISTICS

Symbol	Tests Conditions		Min.	Typ.	Max.	Unit
I_R^*	$T_j = 25^\circ\text{C}$	$V_R = V_{RRM}$			100	μA
	$T_j = 125^\circ\text{C}$				15	mA
V_F^{**}	$T_j = 125^\circ\text{C}$	$I_F = 15\text{ A}$			0.72	V
	$T_j = 125^\circ\text{C}$	$I_F = 7.5\text{ A}$			0.57	
	$T_j = 25^\circ\text{C}$	$I_F = 15\text{ A}$			0.84	

Pulse test : * $t_p = 5\text{ ms}$, duty cycle < 2 %
 ** $t_p = 380\text{ }\mu\text{s}$, duty cycle < 2%

To evaluate the conduction losses use the following equation :
 $P = 0.42 \times I_{F(av)} + 0.020 I_{F(RMS)}^2$

Fig. 1 : Average forward power dissipation versus average forward current.

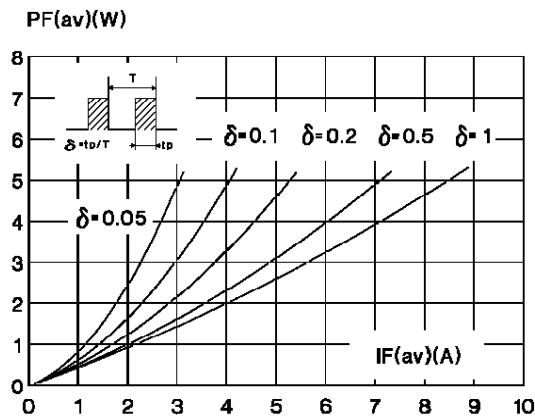


Fig. 2 : Average current versus ambient temperature.
(duty cycle : 0.5) (TO220AC)

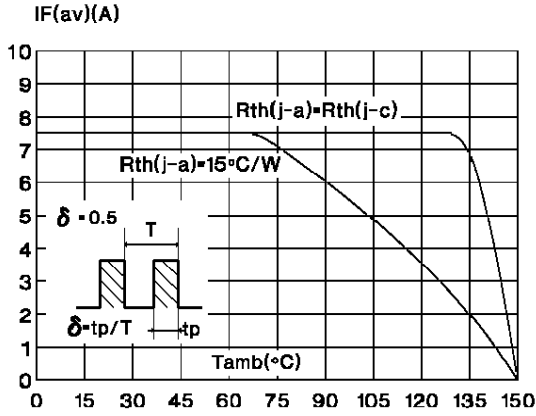


Fig. 3 : Average current versus ambient temperature.
(duty cycle : 0.5) (TISOWAT220AC)

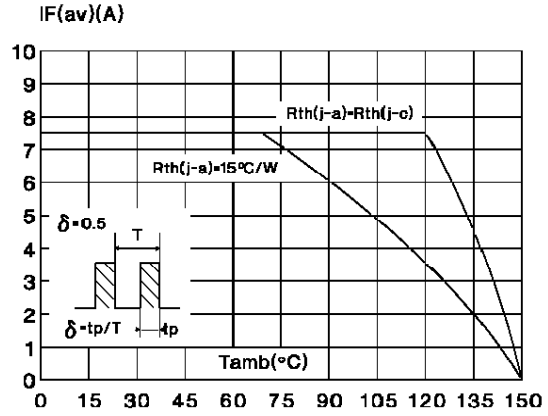


Fig. 4 : Non repetitive surge peak forward current versus overload duration.
(Maximum values) (TO220AC)

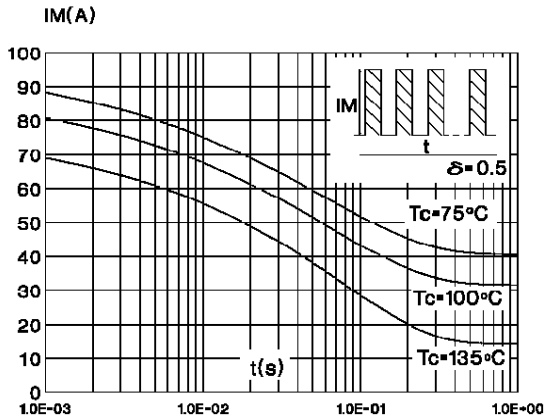


Fig. 5 : Non repetitive surge peak forward current versus overbad duration.
(Maximum values) (ISOWATT220AC)

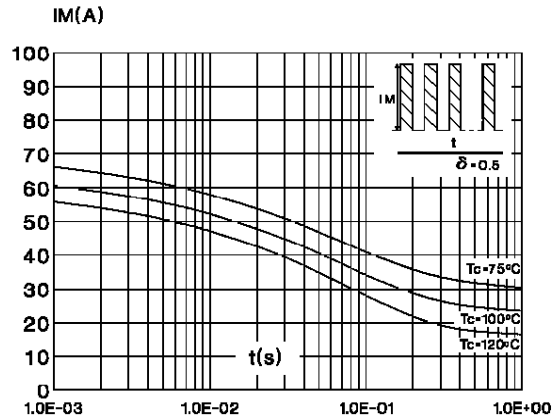


Fig. 6 : Relative variation of thermal transient impedance junction to case versus pulse duration.
(TO220AC)

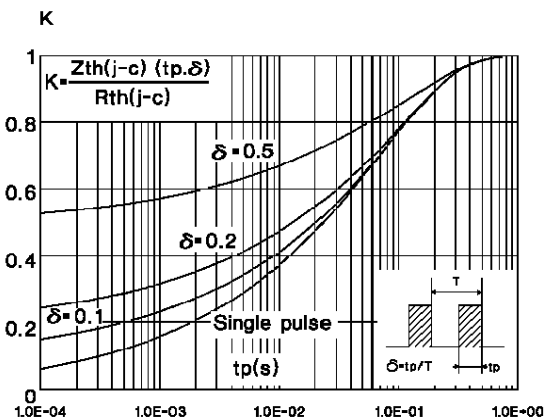
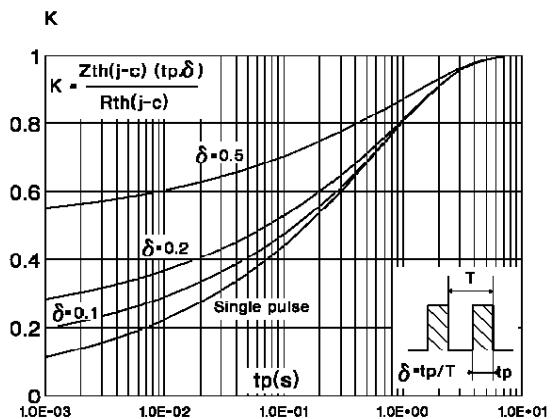


Fig. 7 : Relative variation of thermal transient impedance junction to case versus pulse duration.
(ISOWATT220AC)



STPS735D/F / STPS745D/F

Fig. 8 : Reverse leakage current versus reverse voltage applied. (Typical values)

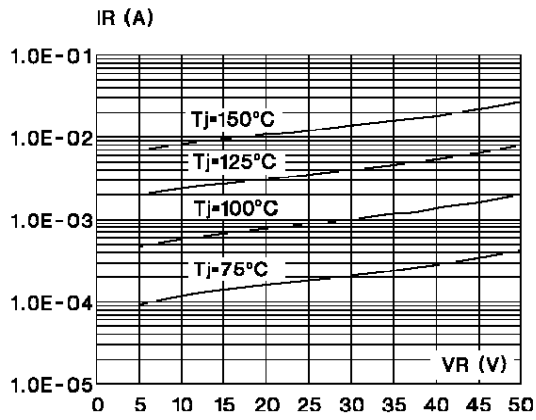


Fig. 9 : Junction capacitance versus reverse voltage applied. (Typical values)

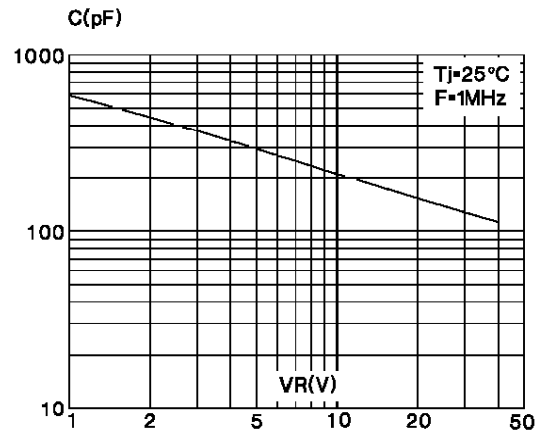
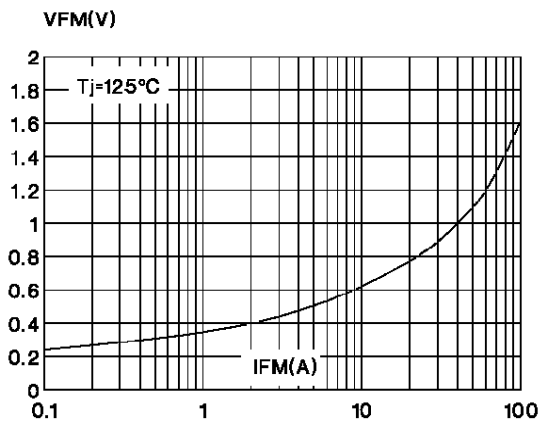
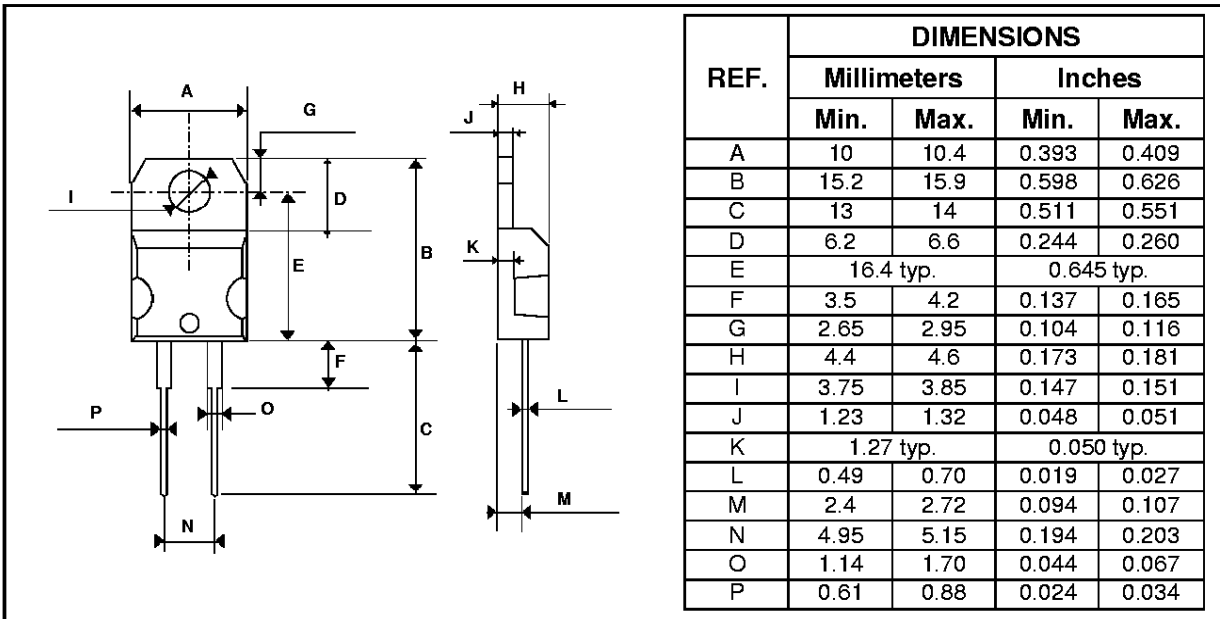


Fig. 10 : Forward voltage drop versus forward current. (Maximum values)

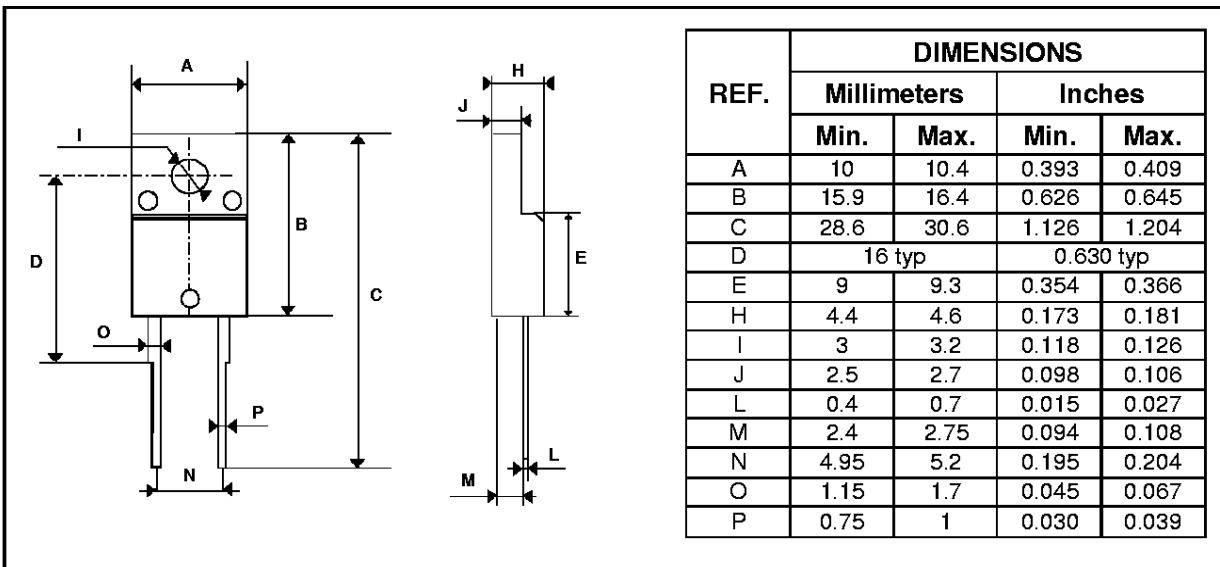


PACKAGE MECHANICAL DATA
TO220AC (JEDEC outline)



Cooling method : C
 Marking : Type number
 Weight : 1.9 g
 Recommended torque value : 0.55m.N
 Maximum torque value : 0.7m.N

PACKAGE MECHANICAL DATA
ISOWATT220AC (JEDEC outline)



Cooling method : C
 Marking : Type number
 Weight : 2 g
 Recommended torque value : 0.55m.N
 Maximum torque value : 0.70m.N
 Electrical Isolation : 2000V DC
 Capacitance : 12pF

Information furnished is believed to be accurate and reliable. However, SGS-THOMSON Microelectronics assumes no responsibility for the consequences of use of such information nor for any infringement of patents or other rights of third parties which may result from its use. No license is granted by implication or otherwise under any patent or patent rights of SGS-THOMSON Microelectronics. Specifications mentioned in this publication are subject to change without notice. This publication supersedes and replaces all information previously supplied. SGS-THOMSON Microelectronics products are not authorized for use as critical components in life support devices or systems without express written approval of SGS-THOMSON Microelectronics.

© 1994 SGS-THOMSON Microelectronics - All Rights Reserved

TURBOSWITCH, TRANSIL, TRISIL, SNUBBERLESS are Trademarks of SGS-THOMSON Microelectronics.

SGS-THOMSON Microelectronics GROUP OF COMPANIES

Australia - Brazil - France - Germany - Hong Kong - Italy - Japan - Korea - Malaysia - Malta - Morocco - The Netherlands -
Singapore - Spain - Sweden - Switzerland - Taiwan - Thailand - United Kingdom - U.S.A