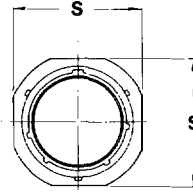
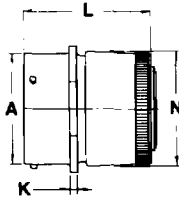


PT01 SE (MS3121) SP01 SE cable connecting plug

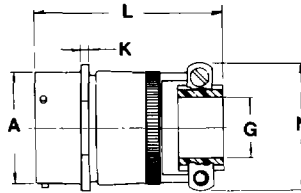


"SE", "E", MS "E" Open Wire Seal



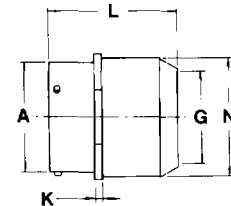
PT01SE-XX-XXX
SP01SE-XX-XXX
MS3121E-XX-XXX

TERMINATION ASSEMBLIES
"SE" (SR), MS "F" Strain Relief



PT01SE-XX-XXX (SR)
SP01SE-XX-XXX (SR)
MS3121F-XX-XXX

"SP", "P", MS "P" Potting Boot



PT01SP-XX-XXX
SP01SP-XX-XXX
MS3121P-XX-XXX

Shell Size	Plug Front View		Class "SE", MS "E"			Plug Side View Class "SE" (SR), MS "F"			Class "SP", MS "P"		
	S	A Dia.	K	L	N	L	G	N	L	G	N
	Max.	+ .001 - .005	± .018	Max.	Max.	Max.	Dia.	Max.	Max.	Dia.	Max.
8	.812	.473	.094	1.522	.580	2.422	.125	.828	-	-	-
10	.955	.590	.094	1.522	.685	2.422	.188	.891	1.656	.444	.734
12	1.048	.750	.094	1.522	.813	2.422	.312	1.018	1.656	.558	.858
14	1.142	.875	.094	1.522	.930	2.422	.375	1.141	1.656	.683	.984
16	1.236	1.000	.094	1.522	1.057	2.537	.500	1.200	1.656	.808	1.110
18	1.329	1.125	.094	1.522	1.175	2.537	.625	1.469	1.656	.909	1.234
20	1.455	1.250	.115	1.709	1.301	2.624	.625	1.469	1.750	1.034	1.360
22	1.579	1.375	.115	1.709	1.428	2.824	.750	1.656	1.750	1.159	1.484
24	1.709	1.500	.115	1.709	1.555	2.900	.800	1.750	1.782	1.284	1.610

All dimensions for reference only.