
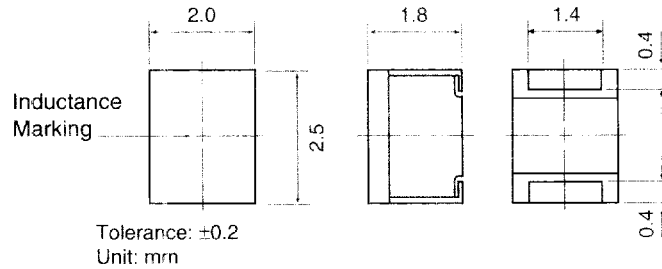


The FSLU2520 Series is a ferrite core wirewound surface mount chip inductor which conforms to the EIA standard 1008 footprint. Its proprietary welded termination architecture offers superior reliability and high heat-resistance for flow and reflow soldering capability. It is recommended for general signal conditioning, RF or IF filtering applications, or as matching elements.

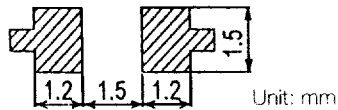


Features

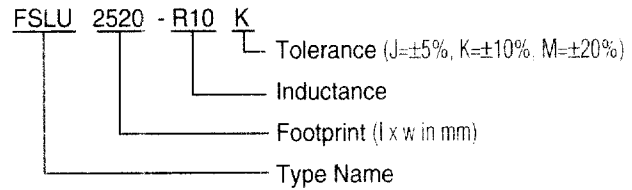
- Inductance Range: 10nH ~ 220 μ H
- Temperature Range: -40°C to +85°C
- Typical max Q: 40 ~ 50
- Proprietary wire-wound structure with welded terminations offers high reliability
- Superior solderability and high heat-resistance for flow and reflow soldering
- Miniature size: 1008 footprint (2.0mm x 2.5mm)
- S-parameter data available upon request
- Packaged on tape and reel in 2,000 piece quantity



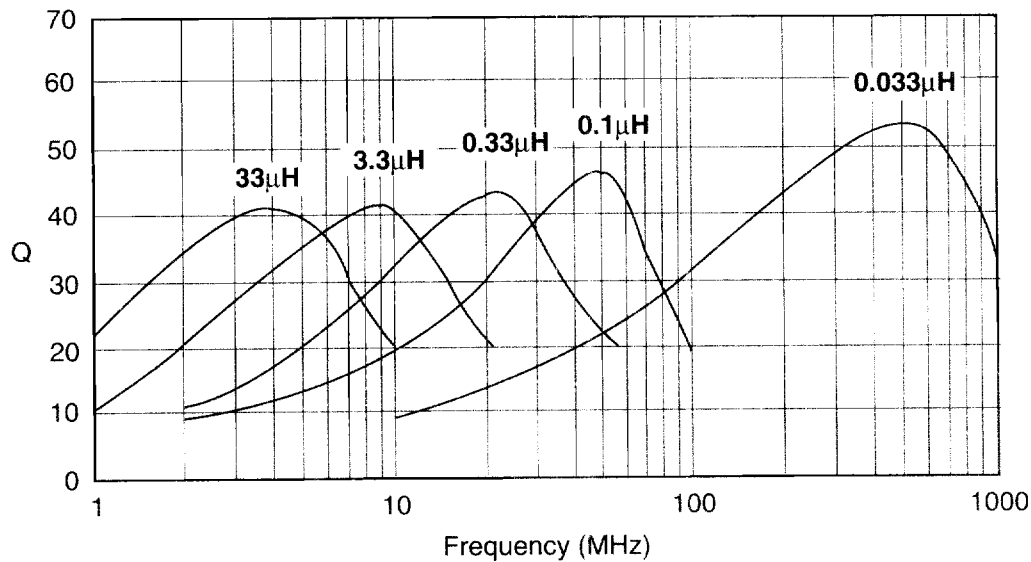
Recommended Solder Pad Layout



Part Numbering



Q-FREQUENCY CHARACTERISTICS



STANDARD PARTS SELECTION GUIDE
TYPE FSLU2550

TOKO Part Number	Lo (μH)	Inductance Tolerance *	Q Min.	Test Frequency (MHz)	DC Resistance (Ω) Max.	Rated DC Current (mA) Max	Self Resonant Frequency (MHz) Min.
FSLU2520-10N_*	0.010	M, K	15	100	0.15	730	2300
FSLU2520-12N_*	0.012	M, K	15	100	0.17	690	2100
FSLU2520-15N_*	0.015	M, K	15	100	0.19	660	2000
FSLU2520-18N_*	0.018	M, K	15	100	0.20	600	1750
FSLU2520-22N_*	0.022	M, K	15	100	0.21	550	1550
FSLU2520-27N_*	0.027	M, K	15	100	0.25	520	1400
FSLU2520-33N_*	0.033	M, K	20	100	0.29	480	1200
FSLU2520-39N_*	0.039	M, K	20	100	0.32	460	1100
FSLU2520-47N_*	0.047	M, K	20	100	0.34	440	1000
FSLU2520-56N_*	0.056	M, K	20	100	0.37	420	900
FSLU2520-68N_*	0.068	M, K	20	100	0.41	400	850
FSLU2520-82N_*	0.082	M, K	20	100	0.42	390	700
FSLU2520-R10_*	0.10	M, K	20	100	0.53	380	500
FSLU2520-R12_*	0.12	M, K	30	25.2	0.25	550	720
FSLU2520-R15_*	0.15	M, K	30	25.2	0.27	500	570
FSLU2520-R18_*	0.18	M, K	30	25.2	0.29	460	540
FSLU2520-R22_*	0.22	M, K	30	25.2	0.34	430	480
FSLU2520-R27_*	0.27	M, K	30	25.2	0.38	420	425
FSLU2520-R33_*	0.33	M, K	30	25.2	0.42	400	360
FSLU2520-R39_*	0.39	M, K	30	25.2	0.44	375	290
FSLU2520-R47_*	0.47	M, K	30	25.2	0.49	350	260
FSLU2520-R56_*	0.56	M, K	30	25.2	0.53	330	230
FSLU2520-R68_*	0.68	M, K	30	25.2	0.59	320	200
FSLU2520-R82_*	0.82	M, K	30	25.2	0.65	290	180
FSLU2520-1R0_*	1.0	K, J	30	7.96	0.89	250	170
FSLU2520-1R2_*	1.2	K, J	30	7.96	0.95	235	150
FSLU2520-1R5_*	1.5	K, J	30	7.96	1.1	230	130
FSLU2520-1R8_*	1.8	K, J	30	7.96	1.2	220	115
FSLU2520-2R2_*	2.2	K, J	30	7.96	1.3	210	105
FSLU2520-2R7_*	2.7	K, J	30	7.96	1.4	200	85
FSLU2520-3R3_*	3.3	K, J	30	7.96	1.7	190	75
FSLU2520-3R9_*	3.9	K, J	30	7.96	1.8	185	70
FSLU2520-4R7_*	4.7	K, J	30	7.96	2.2	180	60
FSLU2520-5R6_*	5.6	K, J	30	7.96	2.3	175	55
FSLU2520-6R8_*	6.8	K, J	30	7.96	2.7	165	50
FSLU2520-8R2_*	8.2	K, J	30	7.96	2.9	160	40
FSLU2520-100_*	10	K, J	25	2.52	2.4	155	33
FSLU2520-120_*	12	K, J	25	2.52	2.7	150	30
FSLU2520-150_*	15	K, J	25	2.52	3.1	145	27
FSLU2520-180_*	18	K, J	25	2.52	3.3	135	24
FSLU2520-220_*	22	K, J	25	2.52	3.9	125	22
FSLU2520-270_*	27	K, J	25	2.52	4.3	120	21
FSLU2520-330_*	33	K, J	25	2.52	5.1	115	20
FSLU2520-390_*	39	K, J	25	2.52	5.8	90	16
FSLU2520-470_*	47	K, J	25	2.52	10.0	80	15
FSLU2520-560_*	56	K, J	25	2.52	11.0	75	13
FSLU2520-680_*	68	K, J	25	2.52	12.0	70	12
FSLU2520-820_*	82	K, J	25	2.52	14.0	66	11
FSLU2520-101_*	100	K, J	15	0.796	19.0	60	10
FSLU2520-121_*	120	K, J	15	0.796	20.5	52	8
FSLU2520-151_*	150	K, J	15	0.796	24.5	50	8
FSLU2520-181_*	180	K, J	15	0.796	28.5	48	7
FSLU2520-221_*	220	K, J	15	0.796	31.5	45	7

* Add tolerance to part number: J = ±5%, K = ±10%, M = ±20%