



# Series 115, 116, & 117 DIP-ER Logic Jumper

## Features:


- Aries offers a wide array of DIP jumper configurations and wiring possibilities for all your programming needs.
- Reliable, electronically tested solder connections.
- Protective covers are ultrasonically welded on and provide strain relief for cables.
- 10-color cable allows for easy identification and tracing.
- DIP-ER Logic jumper wiring is point to point. Consult factory for other wiring needs.

## Specifications:

- Header body is black UL 94 V-0 Glass-filled 4/6 Nylon.
- Header pins are Brass, 1/2 hard.
- Pin plating is 10μ [0.25μm] min. Gold per MIL-G-45204 over 50μ [1.27μm] min. Nickel per SAE-AMS-QQ-N-290.
- Cable insulation is UL Style 2697 flame retardant Polyvinyl Chloride (PVC), .010 [.25] nominal thickness.
- Conductors are 28 AWG, 7/36 strand, Tinned Copper per ASTM B 33.
- Cable current rating=1 Amp @ 10°C [50°F] above ambient.
- Cable voltage rating=300 Volts.
- Cable temperature rating=176°F [80°C].
- Insulation resistance=10<sup>10</sup> Ohms (10 ft. [3 meters] min.).

## Mounting Considerations:

- Suggested PCB hole size=.033 ± .002 [.86 ± .05].



Note: Aries specializes in custom design and production. In addition to the standard products shown on this page, special materials, platings, sizes, and configurations can be furnished, depending on quantities. Aries reserves the right to change product specifications without notice.

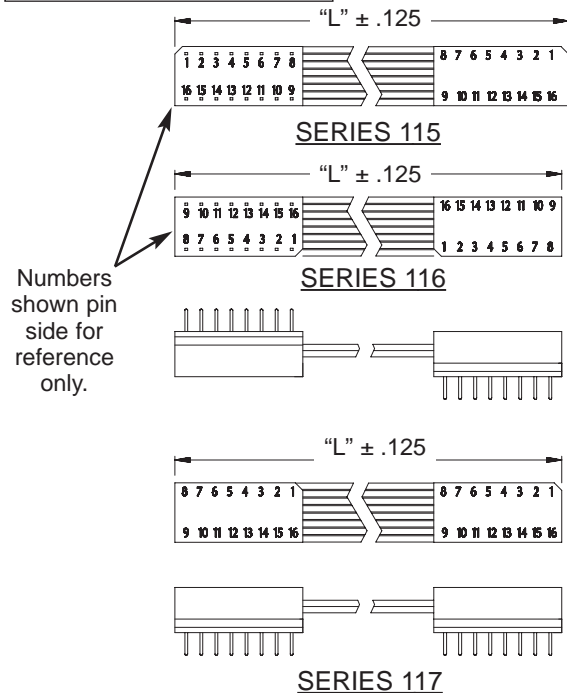
## ORDERING INFORMATION

XX - XXX - XXX

No. of conductors (see table) | Length "L" in inches | Jumper series: 115, 116, 117

## ALL DIMENSIONS: INCHES [MILLIMETERS]

All tolerances ± .005 [.13] unless otherwise specified



| Centers "C"  | Dim. "D"     | Available Sizes   |
|--------------|--------------|-------------------|
| .300 [7.62]  | .395 [10.03] | 8, 14, 16, 18, 20 |
| .400 [10.16] | .495 [12.57] | 22                |
| .600 [15.24] | .695 [17.65] | 24, 28, 40        |

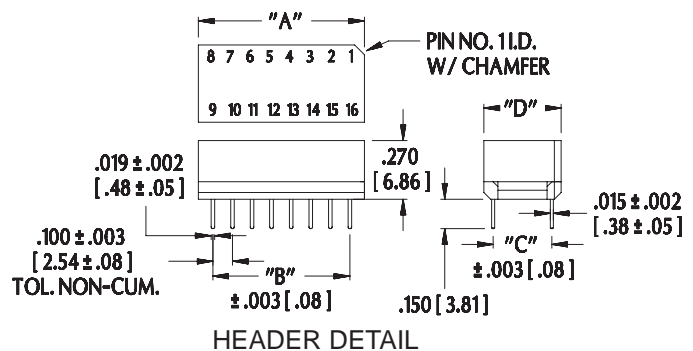
"Y"=(NO. OF CONDUCTORS - 1) X .035 [.89]

## CABLE DETAIL



Note: 18, 20 conductor jumpers do not have numbers on covers

"A"=(NO. OF CONDUCTORS X .050 [1.27]) + .095 [2.41]  
 "B"=(NO. OF CONDUCTORS - 1) X .050 [1.27]



http://www.arieselec.com • info@arieselec.com

NORTH AMERICA  
 Frenchtown, NJ USA  
 TEL: (908) 996-6841  
 FAX: (908) 996-3891



EUROPE  
 TEL: +44 870 240 0249  
 FAX: +44 871 919 6033  
 europe@arieselec.com



11011  
 REV.D