


## BDX54/A/B/C

### Hammer Drivers, Audio Amplifiers Applications Power Liner and Switching Applications

- Power Darlington TR
- Complement to BDX53, BDX53A, BDX53B and BDX53C respectively



TO-220  
1.Base 2.Collector 3.Emitter

### PNP Epitaxial Silicon Transistor

#### Absolute Maximum Ratings $T_C=25^\circ\text{C}$ unless otherwise noted

Symbol	Parameter	Value	Units	
$V_{CBO}$	Collector-Base Voltage	: BDX54	- 45	V
		: BDX54A	- 60	V
		: BDX54B	- 80	V
		: BDX54C	- 100	V
$V_{CEO}$	Collector-Emitter Voltage	: BDX54	- 45	V
		: BDX54A	- 60	V
		: BDX54B	- 80	V
		: BDX54C	- 100	V
$V_{EBO}$	Emitter-Base Voltage	- 5	V	
$I_C$	Collector Current (DC)	- 8	A	
$I_{CP}$	*Collector Current (Pulse)	- 12	A	
$I_B$	Base Current	- 0.2	A	
$P_C$	Collector Dissipation ( $T_C=25^\circ\text{C}$ )	60	W	
$T_J$	Junction Temperature	150	$^\circ\text{C}$	
$T_{STG}$	Storage Temperature	- 65 ~ 150	$^\circ\text{C}$	

#### Electrical Characteristics $T_C=25^\circ\text{C}$ unless otherwise noted

Symbol	Parameter	Test Condition	Min.	Typ.	Max.	Units
$V_{CEO(sus)}$	* Collector-Emitter Sustaining Voltage	$I_C = - 100\text{mA}, I_B = 0$	: BDX54	- 45		V
			: BDX54A	- 60		V
			: BDX54B	- 80		V
			: BDX54C	- 100		V
$I_{CBO}$	Collector Cut-off Current	: BDX54	$V_{CB} = - 45\text{V}, I_E = 0$		- 200	$\mu\text{A}$
		: BDX54A	$V_{CB} = - 60\text{V}, I_E = 0$		- 200	$\mu\text{A}$
		: BDX54B	$V_{CB} = - 80\text{V}, I_E = 0$		- 200	$\mu\text{A}$
		: BDX54C	$V_{CB} = - 100\text{V}, I_E = 0$		- 200	$\mu\text{A}$
$I_{CEO}$	Collector Cut-off Current	: BDX54	$V_{CE} = - 22\text{V}, I_B = 0$		- 500	$\mu\text{A}$
		: BDX54A	$V_{CE} = - 30\text{V}, I_B = 0$		- 500	$\mu\text{A}$
		: BDX54B	$V_{CE} = - 40\text{V}, I_B = 0$		- 500	$\mu\text{A}$
		: BDX54C	$V_{CE} = - 50\text{V}, I_B = 0$		- 500	$\mu\text{A}$
$I_{EBO}$	Emitter Cut-off Current	$V_{EB} = - 5\text{V}, I_C = 0$			- 2	mA
$h_{FE}$	* DC Current Gain	$V_{CE} = - 3\text{V}, I_C = - 3\text{A}$	750			
$V_{CE(sat)}$	* Collector-Emitter Saturation Voltage	$I_C = - 3\text{A}, I_B = - 12\text{mA}$			- 2	V
$V_{BE(sat)}$	* Base-Emitter Saturation Voltage	$I_C = - 3\text{A}, I_B = - 12\text{mA}$			- 2.5	V
$V_F$	* Parallel Diode Forward Voltage	$I_F = - 3\text{A}$		- 1.8	- 2.5	V
		$I_F = - 8\text{A}$		- 2.5		V

\* Pulse Test: PW=300 $\mu\text{s}$ , duty Cycle =1.5% Pulsed

# Typical Characteristics

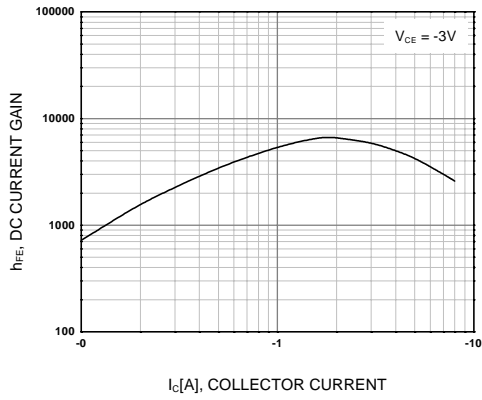


Figure 1. DC current Gain

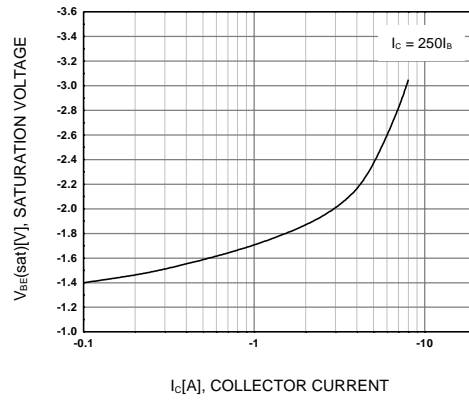


Figure 2. Base-Emitter Saturation Voltage

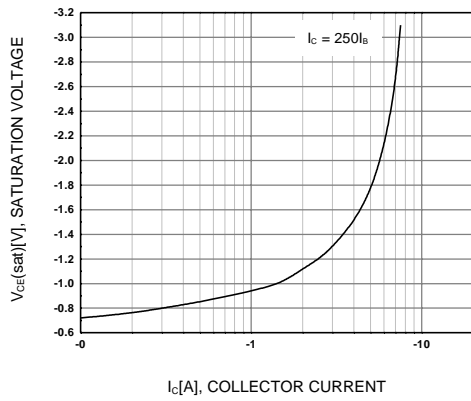


Figure 3. Collector-Emitter Saturation Voltage

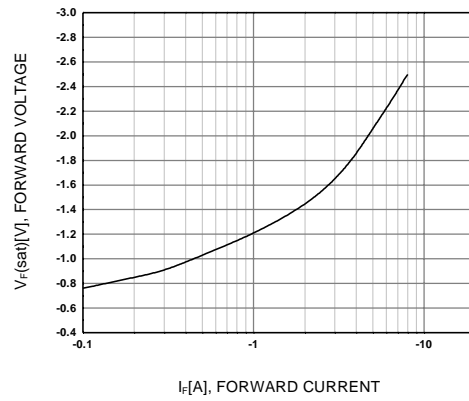


Figure 4. Damper Diode Forward Voltage

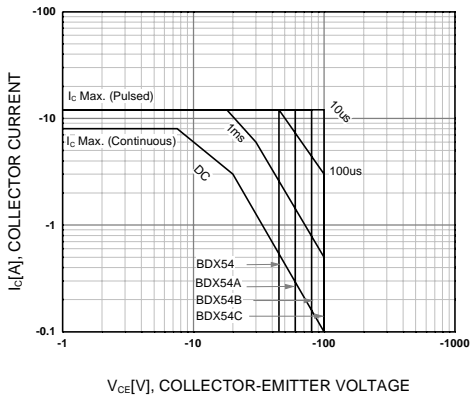


Figure 5. Safe Operating Area

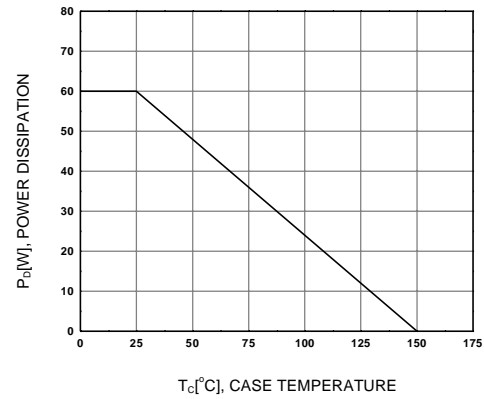


Figure 6. Power Derating

# Package Dimensions

BDX54/A/B/C

## TO-220



Dimensions in Millimeters

## TRADEMARKS

The following are registered and unregistered trademarks Fairchild Semiconductor owns or is authorized to use and is not intended to be an exhaustive list of all such trademarks.

ACEx™	HiSeC™	SuperSOT™-8
Bottomless™	ISOPLANAR™	SyncFET™
CoolFET™	MICROWIRE™	TinyLogic™
CROSSVOLT™	POP™	UHC™
E <sup>2</sup> CMOS™	PowerTrench®	VCX™
FACT™	QFET™	
FACT Quiet Series™	QS™	
FAST®	Quiet Series™	
FASTr™	SuperSOT™-3	
GTO™	SuperSOT™-6	

## DISCLAIMER

FAIRCHILD SEMICONDUCTOR RESERVES THE RIGHT TO MAKE CHANGES WITHOUT FURTHER NOTICE TO ANY PRODUCTS HEREIN TO IMPROVE RELIABILITY, FUNCTION OR DESIGN. FAIRCHILD DOES NOT ASSUME ANY LIABILITY ARISING OUT OF THE APPLICATION OR USE OF ANY PRODUCT OR CIRCUIT DESCRIBED HEREIN; NEITHER DOES IT CONVEY ANY LICENSE UNDER ITS PATENT RIGHTS, NOR THE RIGHTS OF OTHERS.

## LIFE SUPPORT POLICY

FAIRCHILD'S PRODUCTS ARE NOT AUTHORIZED FOR USE AS CRITICAL COMPONENTS IN LIFE SUPPORT DEVICES OR SYSTEMS WITHOUT THE EXPRESS WRITTEN APPROVAL OF FAIRCHILD SEMICONDUCTOR INTERNATIONAL.

As used herein:

1. Life support devices or systems are devices or systems which, (a) are intended for surgical implant into the body, or (b) support or sustain life, or (c) whose failure to perform when properly used in accordance with instructions for use provided in the labeling, can be reasonably expected to result in significant injury to the user.
2. A critical component is any component of a life support device or system whose failure to perform can be reasonably expected to cause the failure of the life support device or system, or to affect its safety or effectiveness.

## PRODUCT STATUS DEFINITIONS

### Definition of Terms

Datasheet Identification	Product Status	Definition
Advance Information	Formative or In Design	This datasheet contains the design specifications for product development. Specifications may change in any manner without notice.
Preliminary	First Production	This datasheet contains preliminary data, and supplementary data will be published at a later date. Fairchild Semiconductor reserves the right to make changes at any time without notice in order to improve design.
No Identification Needed	Full Production	This datasheet contains final specifications. Fairchild Semiconductor reserves the right to make changes at any time without notice in order to improve design.
Obsolete	Not In Production	This datasheet contains specifications on a product that has been discontinued by Fairchild semiconductor. The datasheet is printed for reference information only.

[find products](#)

[Home](#) >> [Find products](#) >>

[Products groups](#)

[Analog and Mixed](#)

[Signal](#)

[Discrete](#)

[Interface](#)

[Logic](#)

[Microcontrollers](#)

[Non-Volatile](#)

[Memory](#)

[Optoelectronics](#)

[Markets and](#)

[applications](#)

[New products](#)

[Product selection and](#)

[parametric search](#)

[Cross-reference](#)

[search](#)

BDX54B  
NPN Epitaxial Silicon Transistor

Contents

[Features](#) | [Applications](#) | [Product status/pricing/packaging](#)

Features

- Power Darlington TR
- Complement to BDX53, BDX53A, BDX53B and BDX53C respectively

[back to top](#)

Applications

**Hammer Drivers, Audio Amplifiers Applications**  
**Power Linear and Switching Applications**

[back to top](#)

Product status/pricing/packaging

Product	Product status	Pricing*	Package type	Leads	Packing method
BDX54BTU	Full Production	\$0.366	TO-220	3	RAIL

\* 1,000 piece Budgetary Pricing

[back to top](#)

[Home](#) | [Find products](#) | [Technical information](#) | [Buy products](#) | [Support](#) | [Company](#) | [Contact us](#) | [Site index](#) | [Privacy policy](#)

Related Links

[Request samples](#)

[Dotted line](#)  
[How to order products](#)

[Dotted line](#)  
[Product Change Notices](#)

[\(PCNs\)](#)

[Dotted line](#)

[Support](#)

[Dotted line](#)

[Distributor and field sales representatives](#)

[Dotted line](#)

[Quality and reliability](#)

[Dotted line](#)

[Design tools](#)

Datasheet

[Download this](#)

[datasheet](#)

PDF

[e-mail this datasheet](#)

[E-]

This page

[Print version](#)

[find products](#)

[Home](#) >> [Find products](#) >>

[Products groups](#)

[Analog and Mixed](#)

[Signal](#)

[Discrete](#)

[Interface](#)

[Logic](#)

[Microcontrollers](#)

[Non-Volatile](#)

[Memory](#)

[Optoelectronics](#)

[Markets and](#)

[applications](#)

[New products](#)

[Product selection and](#)

[parametric search](#)

[Cross-reference](#)

[search](#)

BDX54A  
NPN Epitaxial Silicon Transistor

Contents

[Features](#) | [Applications](#) | [Product status/pricing/packaging](#)

Features

- Power Darlington TR
- Complement to BDX53, BDX53A, BDX53B and BDX53C respectively

[back to top](#)

Applications

**Hammer Drivers, Audio Amplifiers Applications**  
**Power Linear and Switching Applications**

[back to top](#)

Product status/pricing/packaging

Product	Product status	Pricing*	Package type	Leads	Packing method
BDX54ATU	Full Production	\$0.366	TO-220	3	RAIL

\* 1,000 piece Budgetary Pricing

[back to top](#)

[Home](#) | [Find products](#) | [Technical information](#) | [Buy products](#) | [Support](#) | [Company](#) | [Contact us](#) | [Site index](#) | [Privacy policy](#)

Related Links

[Request samples](#)

[Dotted line](#)  
[How to order products](#)

[Dotted line](#)  
[Product Change Notices](#)

[\(PCNs\)](#)

[Dotted line](#)

[Support](#)

[Dotted line](#)

[Distributor and field sales representatives](#)

[Dotted line](#)

[Quality and reliability](#)

[Dotted line](#)

[Design tools](#)

Datasheet

[Download this](#)

[datasheet](#)

PDF

[e-mail this datasheet](#)

[E-]

This page

[Print version](#)

[find products](#)

[Home >> Find products >>](#)

[Products groups](#)

[Analog and Mixed](#)

[Signal](#)

[Discrete](#)

[Interface](#)

[Logic](#)

[Microcontrollers](#)

[Non-Volatile](#)

[Memory](#)

[Optoelectronics](#)

[Markets and](#)

[applications](#)

[New products](#)

[Product selection and](#)

[parametric search](#)

[Cross-reference](#)

[search](#)

BDX54

NPN Epitaxial Silicon Transistor

Contents

[Features](#) | [Applications](#) | [Product status/pricing/packaging](#)

Features

- Power Darlington TR
- Complement to BDX53, BDX53A, BDX53B and BDX53C respectively

[back to top](#)

Applications

**Hammer Drivers, Audio Amplifiers**  
**Applications**  
**Power Linear and Switching Applications**

[back to top](#)

Product status/pricing/packaging

Product	Product status	Pricing*	Package type	Leads	Packing method
BDX54TU	Full Production	\$0.366	TO-220	3	RAIL

\* 1,000 piece Budgetary Pricing

[back to top](#)

[Home](#) | [Find products](#) | [Technical information](#) | [Buy products](#) | [Support](#) | [Company](#) | [Contact us](#) | [Site index](#) | [Privacy policy](#)

[Related Links](#)

[Request samples](#)

[Dotted line](#)

[How to order products](#)

[Dotted line](#)

[Product Change Notices](#)

[\(PCNs\)](#)

[Dotted line](#)

[Support](#)

[Dotted line](#)

[Distributor and field sales](#)

[representatives](#)

[Dotted line](#)

[Quality and reliability](#)

[Dotted line](#)

[Design tools](#)

Datasheet

[Download this](#)

[datasheet](#)

PDF

[e-mail this datasheet](#)

[E-]

This page

[Print version](#)

find products

Home >> Find products >>

Products groups

Analog and Mixed

Signal

Discrete

Interface

Logic

Microcontrollers

Non-Volatile

Memory

Optoelectronics

Markets and

applications

New products

Product selection and

parametric search

Cross-reference

search

BDX54C

NPN Epitaxial Silicon Transistor

Contents

Features | Applications | Product status/pricing/packaging

Features

- Power Darlington TR
- Complement to BDX53, BDX53A, BDX53B and BDX53C respectively

back to top

Applications

Hammer Drivers, Audio Amplifiers Applications Power Linear and Switching Applications

back to top

Product status/pricing/packaging

Product	Product status	Pricing*	Package type	Leads	Packing method
BDX54CTU	Full Production	\$0.366	TO-220	3	RAIL
BDX54C	Full Production	\$0.366	TO-220	3	BULK

\* 1,000 piece Budgetary Pricing

back to top

Home | Find products | Technical information | Buy products | Support | Company | Contact us | Site index | Privacy policy

Related Links

Request samples

Dotted line

How to order products

Dotted line

Product Change Notices

(PCNs)

Dotted line

Support

Dotted line

Distributor and field sales

representatives

Dotted line

Quality and reliability

Dotted line

Design tools

Datasheet

Download this

datasheet

PDF

e-mail this datasheet

[E-

This page

Print version