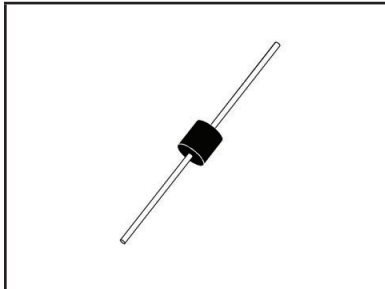


## 15kW POWER TVS COMPONENT



**AXIAL LEAD PACKAGE**

### DESCRIPTION

The P15KP Series, are discrete 15,000 Watt, silicon transient voltage suppressors (TVS) designed for use in applications where large voltage transients can permanently damage voltage sensitive components and equipment.

The P15KP series is available in voltages ranging from 17V to 280V with 5 percent and 10 percent tolerances. Both tolerances are referenced to the power supply output or operating voltage level. This series is compatible with IEC 61000-4-5 (Surge) requirements.

### FEATURES

- Compatible with IEC 61000-4-5 (Surge): 48A, 8/20 $\mu$ s - L3(Line-Ground), L4(Line-Line) & L1 (Power)
- 15,000 Watts Peak Pulse Power per Line (tp = 10/1000 $\mu$ s)
- Unidirectional and Bidirectional Configurations
- Easy Mounting to Printed Circuit Board
- tClamping (0V to V<sub>BR</sub> Min.) < 1 x 10<sup>-12</sup> seconds theoretical (Unidirectional) and < 5ns (Bidirectional)
- Available in Multiple Voltages Ranging From 17V to 280V

### APPLICATIONS

- Relay Drives
- Motor (Start/Stop) Back EMF Protection
- Module Lightning Protection
- Secondary Lightning Protection for AC/DC

### MECHANICAL CHARACTERISTICS

- Molded Case
- Approximate Weight: 5 grams
- Tin-Lead Plating
- Solder Reflow Temperature: 240-245°C
- Flammability Rating UL 94V-0

## CIRCUIT DIAGRAMS



**UNIDIRECTIONAL**



**BIDIRECTIONAL**

**TYPICAL DEVICE CHARACTERISTICS**
**MAXIMUM RATINGS @ 25°C Unless Otherwise Specified**

PARAMETER	SYMBOL	VALUE	UNITS
Peak Pulse Power (tp = 10/1000µs) - See Figure 1	$P_{PP}$	15,000	Watts
Forward Surge Rating - 1/120 seconds - See Note 2	$I_F$	200	Amps
Steady State Power Dissipation	$P_P$	1.0	Watts
Storage Temperature	$T_{STG}$	-55 to 150	°C
Operating Temperature	$T_L$	-55 to 150	°C

**ELECTRICAL CHARACTERISTICS PER LINE @ 25°C Unless Otherwise Specified**

PART NUMBER (Notes 1 - 2)	RATED STAND-OFF VOLTAGE  $V_{WM}$ VOLTS	BREAKDOWN VOLTAGE		MAXIMUM LEAKAGE CURRENT  @ $V_{WM}$ $I_D$ µA	MAXIMUM CLAMPING VOLTAGE (Fig. 2)  @ 10/1000µs $V_C$ @ $I_{PP}$	TEMPERATURE COEFFICIENT OF $V_{(BR)}$  $qV_{(BR)}$ mV/°C
		MIN $V_{(BR)}$ VOLTS	@ $I_T$ mA			
P15KP17	17.0	18.9	50	5000	32.3V @ 464.0A	19
P15KP17A	17.0	18.9	50	5000	29.3V @ 512.0A	17
P15KP18	18.0	20.0	50	5000	34.2V @ 439.0A	20
P15KP18A	18.0	20.0	50	5000	30.9V @ 485.0A	18
P15KP20	20.0	22.2	20	1500	37.9V @ 396.0A	24
P15KP20A	20.0	22.2	20	1500	34.3V @ 437.0A	21
P15KP22	22.0	24.4	10	500	41.1V @ 365.0A	27
P15KP22A	22.0	24.4	10	500	37.1V @ 404.0A	24
P15KP24	24.0	26.7	5	150	45.0V @ 333.0A	30
P15KP24A	24.0	26.7	5	150	40.7V @ 369.0A	27
P15KP26	26.0	28.9	5	50	48.7V @ 308.0A	32
P15KP26A	26.0	28.9	5	50	44.0V @ 341.0A	29
P15KP28	28.0	31.1	5	25	52.4V @ 286.0A	35
P15KP28A	28.0	31.1	5	25	47.5V @ 316.0A	31
P15KP30	30.0	33.3	5	15	56.2V @ 267.0A	27
P15KP30A	30.0	33.3	5	15	50.7V @ 296.0A	34
P15KP33	33.0	36.7	5	10	60.6V @ 248.0A	42
P15KP33A	33.0	36.7	5	10	54.8V @ 274.0A	38
P15KP36	36.0	40.0	5	10	66.0V @ 227.0A	46
P15KP36A	36.0	40.0	5	10	59.7V @ 251.0A	41
P15KP40	40.0	44.4	5	10	72.8V @ 206.0A	51
P15KP40A	40.0	44.4	5	10	65.8V @ 228.0A	46
P15KP43	43.0	47.8	5	10	77.1V @ 195.0A	55
P15KP43A	43.0	47.8	5	10	69.7V @ 215.0A	50
P15KP45	45.0	50.0	5	10	80.7V @ 186.0A	57
P15KP45A	45.0	50.0	5	10	73.0V @ 205.0A	52

## TYPICAL DEVICE CHARACTERISTICS

## ELECTRICAL CHARACTERISTICS PER LINE @ 25°C Unless Otherwise Specified

PART NUMBER (Notes 1 - 2)	RATED STAND-OFF VOLTAGE  $V_{WM}$ VOLTS	BREAKDOWN VOLTAGE		MAXIMUM LEAKAGE CURRENT  @ $V_{WM}$ $I_D$ $\mu A$	MAXIMUM CLAMPING VOLTAGE (Fig. 2)  @ 10/1000 $\mu S$ $V_C$ @ $I_{PP}$	TEMPERATURE COEFFICIENT OF $V_{(BR)}$  $qV_{(BR)}$ mV/°C
		MIN $V_{(BR)}$ VOLTS	@ $I_T$ mA			
P15KP48	48.0	53.3	5	10	85.9V @ 175.0A	62
P15KP48A	48.0	53.3	5	10	77.7V @ 193.0A	56
P15KP51	51.0	56.7	5	10	91.5V @ 164.0A	66
P15KP51A	51.0	56.7	5	10	82.8V @ 181.0A	60
P15KP54	54.0	60.0	5	10	96.8V @ 155.0A	70
P15KP54A	54.0	60.0	5	10	87.5V @ 171.0A	63
P15KP58	58.0	64.4	5	10	104.0V @ 144.0A	76
P15KP58A	58.0	64.4	5	10	94.0V @ 160.0A	68
P15KP60	60.0	66.7	5	10	107.0V @ 140.0A	78
P15KP60A	60.0	66.7	5	10	97.3V @ 154.0A	71
P15KP64	64.0	71.1	5	10	115.0V @ 130.0A	84
P15KP64A	64.0	71.1	5	10	104.0V @ 144.0A	76
P15KP70	70.0	77.8	5	10	126.0V @ 119.0A	92
P15KP70A	70.0	77.8	5	10	114.0V @ 132.0A	83
P15KP75	75.0	83.3	5	10	135.0V @ 111.0A	100
P15KP75A	75.0	83.3	5	10	122.0V @ 123.0A	89
P15KP78	78.0	86.7	5	10	140.0V @ 107.0A	104
P15KP78A	78.0	86.7	5	10	126.0V @ 119.0A	93
P15KP85	85.0	94.4	5	10	152.0V @ 99.0A	113
P15KP85A	85.0	94.4	5	10	137.0V @ 109.0A	102
P15KP90	90.0	100.0	5	10	160.0V @ 94.0A	120
P15KP90A	90.0	100.0	5	10	146.0V @ 103.0A	109
P15KP100	100.0	111.0	5	10	179.0V @ 84.0A	134
P15KP100A	100.0	111.0	5	10	162.0V @ 93.0A	121
P15KP110	110.0	122.0	5	10	196.0V @ 77.0A	147
P15KP110A	110.0	122.0	5	10	178.0V @ 84.0A	133
P15KP120	120.0	133.0	5	10	214.0V @ 70.0A	161
P15KP120A	120.0	133.0	5	10	193.0V @ 78.0A	145
P15KP130	130.0	144.0	5	10	231.0V @ 65.0A	174
P15KP130A	130.0	144.0	5	10	209.0V @ 72.0A	157
P15KP150	150.0	167.0	5	10	268.0V @ 56.0A	202
P15KP150A	150.0	167.0	5	10	243.0V @ 62.0A	183
P15KP160	160.0	178.0	5	10	287.0V @ 52.0A	216
P15KP160A	160.0	178.0	5	10	259.0V @ 58.0A	195

## TYPICAL DEVICE CHARACTERISTICS

## ELECTRICAL CHARACTERISTICS PER LINE @ 25°C Unless Otherwise Specified

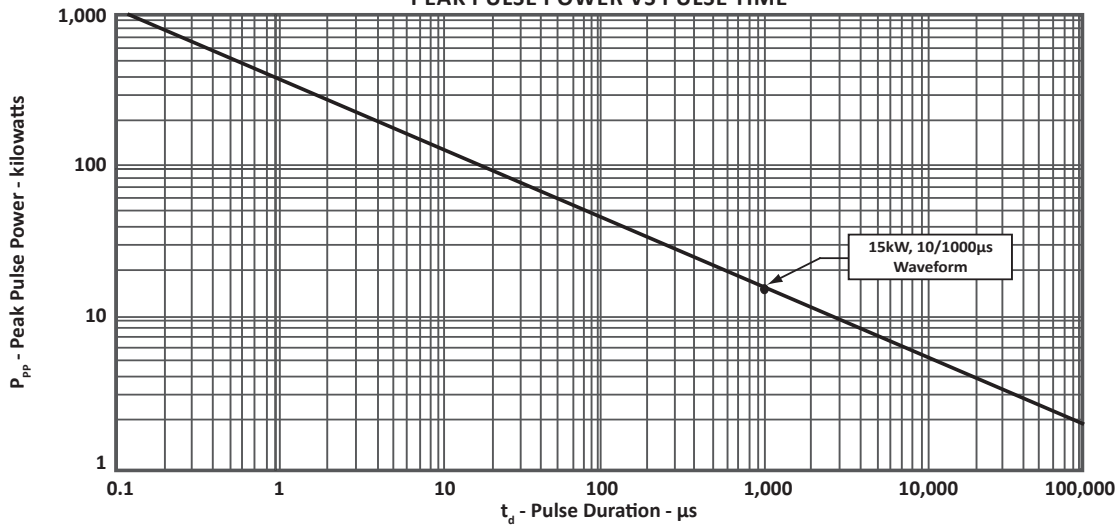
PART NUMBER (Notes 1 - 2)	RATED STAND-OFF VOLTAGE  $V_{WM}$ VOLTS	BREAKDOWN VOLTAGE		MAXIMUM LEAKAGE CURRENT  @ $V_{WM}$ $I_D$ $\mu A$	MAXIMUM CLAMPING VOLTAGE (Fig. 2)  @ 10/1000 $\mu S$ $V_C$ @ $I_{PP}$	TEMPERATURE COEFFICIENT OF $V_{(BR)}$  $qV_{(BR)}$ $mV/^{\circ}C$
		MIN $V_{(BR)}$ VOLTS	@ $I_T$ mA			
P15KP170	170.0	189.0	5	10	304.0V @ 49.0A	229
P15KP170A	170.0	189.0	5	10	275.0V @ 55.0A	207
P15KP180	180.0	200.0	5	10	321.0V @ 47.0A	242
P15KP180A	180.0	200.0	5	10	291.0V @ 52.0A	219
P15KP200	200.0	222.0	5	10	356.0V @ 42.0A	269
P15KP200A	200.0	222.0	5	10	322.0V @ 47.0A	243
P15KP220	220.0	245.0	5	10	393.0V @ 38.0A	297
P15KP220A	220.0	245.0	5	10	356.0V @ 42.0A	269
P15KP240	240.0	267.0	5	10	428.0V @ 35.0A	324
P15KP240A	240.0	267.0	5	10	388.0V @ 39.0A	293
P15KP260	260.0	289.0	5	10	464.0V @ 32.0A	352
P15KP260A	260.0	289.0	5	10	419.0V @ 36.0A	317
P15KP280	280.0	311.0	5	10	500.0V @ 30.0A	378
P15KP280A	280.0	311.0	5	10	452.0V @ 33.0A	342

## NOTES

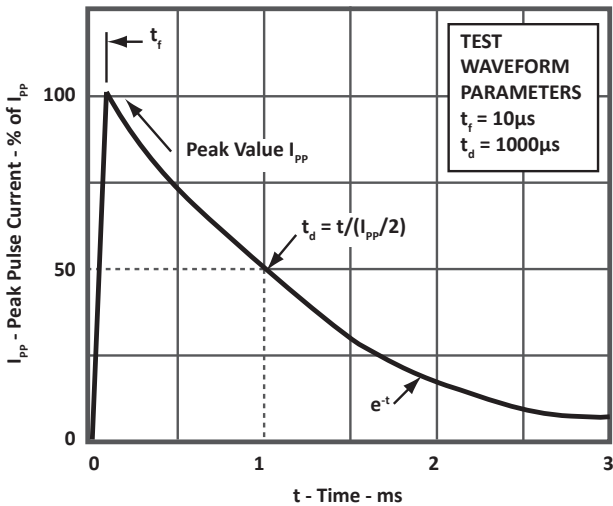
- Part numbers shown are unidirectional devices. Add a "CA" suffix to specify bidirectional devices, such as P15KP20CA.
- $V_f = 7.5$  Volts @ 200A, 8.3ms(1/2 Sine Wave) - Unidirectional devices only.

**TYPICAL DEVICE CHARACTERISTICS**

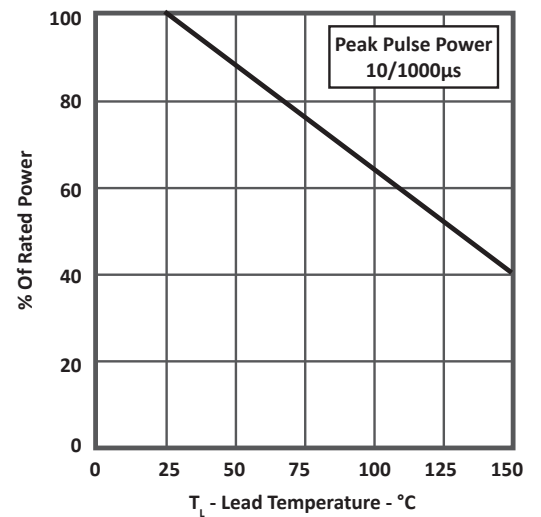
**FIGURE 1  
PEAK PULSE POWER VS PULSE TIME**



**FIGURE 2  
PULSE WAVEFORM**



**FIGURE 3  
POWER DERATING CURVE**

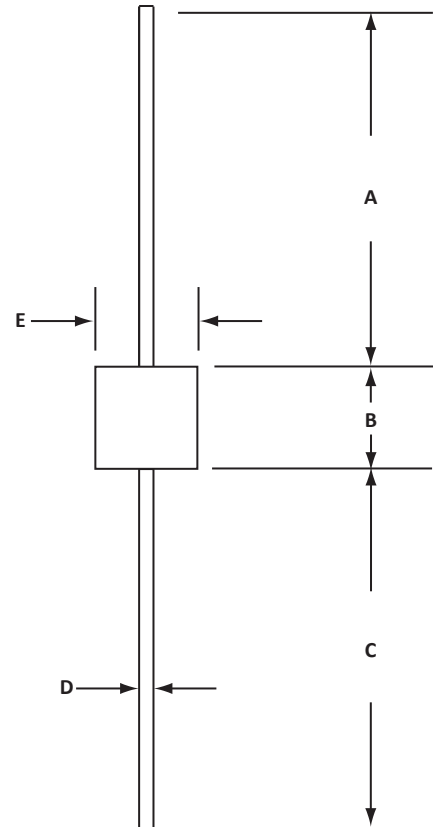


**AXIAL LEAD(MOD) PACKAGE INFORMATION**
**OUTLINE DIMENSIONS**

DIM	MILLIMETERS		INCHES	
	MIN	MAX	MIN	MAX
A	25.4	-	1.00	-
B	9.27	9.77	0.365	0.385
C	25.4	-	1.00	-
D	1.20 DIA.	1.30 DIA.	0.048 DIA.	0.052 DIA.
E	5.96	6.47	0.235	0.255

**NOTES**

1. Dimensions are exclusive of mold flash and metal burrs.


**ORDERING INFORMATION**

BASE PART NUMBER (xx = Voltage)	LEADFREE SUFFIX	TAPE SUFFIX	QTY/REEL	REEL SIZE	TUBE QTY
P15KPxx	n/a	n/a	n/a	n/a	n/a
P15KPxxA	n/a	n/a	n/a	n/a	n/a
P15KPxxCA	n/a	n/a	n/a	n/a	n/a

**NOTES**

1. Marking on Part - logo, part number, date code and positive terminal marked with band (unidirectional only).

**MARKING DIAGRAM**


## COMPANY INFORMATION

---

### COMPANY PROFILE

In business more than 20 years, ProTek Devices™ is a privately-held company located in Tempe, Arizona, that offers a product line of transient voltage suppressors (TVS); avalanche breakdown diodes; steering diode TVS arrays and other surge suppressor component products. These TVS devices protect electronic systems from the effects of lightning, electrostatic discharge (ESD), nuclear electromagnetic pulses (NEMP), inductive switching and EMI / RFI. ProTek Devices also offers high performance interface and linear products that include analog switches; multiplexers; LED drivers; audio control ICs; RF and related high frequency products. The analog devices work in a host of consumer; industrial; automotive and other applications.

### CONTACT US

#### Corporate Headquarters

2929 South Fair Lane  
Tempe, Arizona 85282  
USA

#### By Telephone

General: 602-431-8101  
Sales: & Marketing: 602-414-5109  
Customer Service: 602-414-5114  
Product Technical Support: 602-414-5107

#### By Fax

General: 602-431-2288

#### By E-mail:

Sales: [sales@protekdevices.com](mailto:sales@protekdevices.com)  
Customer Service: [service@protekdevices.com](mailto:service@protekdevices.com)  
Technical Support: [support@protekdevices.com](mailto:support@protekdevices.com)

#### ProTek Devices (Asia Pacific) Pte. Ltd.

8 Ubi Road 2, #06-19  
Zervex  
Singapore - 408538  
Tel: +65-67488312  
Fax: +65-67488313

#### Web

[www.protekdevices.com](http://www.protekdevices.com)

COPYRIGHT © ProTek Devices 2009 - This literature is subject to all applicable copyright laws and is not for resale in any manner.

SPECIFICATIONS: ProTek reserves the right to change the electrical and or mechanical characteristics described herein without notice.

DESIGN CHANGES: ProTek reserves the right to discontinue product lines without notice and that the final judgement concerning selection and specifications is the buyer's and that in furnishing engineering and technical assistance. ProTek assumes no responsibility with respect to the selection or specifications of such products. ProTek makes no warranty, representation or guarantee regarding the suitability of its products for any particular purpose, nor does ProTek assume any liability arising out of the application or use of any product or circuit and specifically disclaims any and all liability without limitation special, consequential or incidental damages.

LIFE SUPPORT POLICY: ProTek Devices products are not authorized for use in life support systems without written consent from the factory.