



TITLE

TRANSFORMER, ADSL, CO

PN

37816

REV

A

AGENCY APPROVAL: UL #145198

SH

2

OF

8

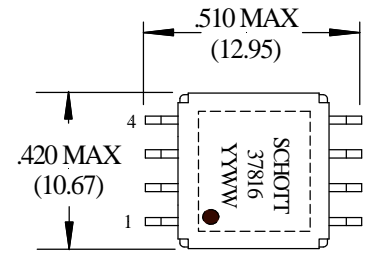
**SPECIFICATIONS:**

TEMP CLASS 105°C

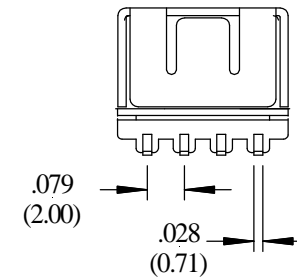
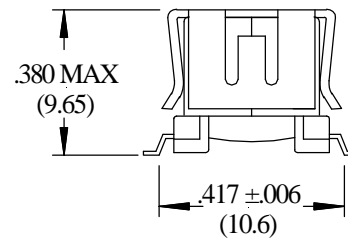
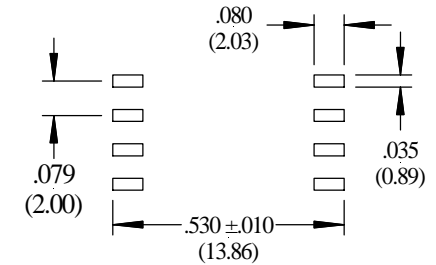
Designed to meet UL1950/IEC-950 requirements

Working Voltage 250 VRMS, Supplementary Insulation

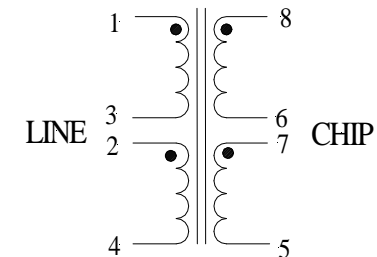
1. INDUCTANCE: @ 0.1 VRMS, 10 kHz  
1-4 tie 2&3 = 427.5 TO 522.5 uH (474uH +/-10%)
2. LEAKAGE INDUCTANCE: @ 0.1 VRMS, 100 kHz  
1-4 tie 2&3 (short 8,6,7,5) = 15 µH MAX
3. TURNS RATIO: 1-4 : 8-5 TIE 2&3, 6&7 = 1.41 : 1 +/- 2%
4. DC RESISTANCE: OHMS  
1-3-2-4 = 1.70 MAX  
8-6-7-5 = 1.40 MAX
5. DIELECTRIC STRENGTH: 1875 VAC, 1 SECOND  
1 TO 8, TIE (3-2,&6-7)  
ALL WINDINGS TO CORE
6. HARMONIC DISTORTION: 100 OHMS REF  
INPUT, 8-5 = 50 OHM LOAD, V1 = 15Vp-p(5.32VRMS)  
@ 100kHz V2 = -85dB MAX  
@ 30kHz V2 = -64dB MAX
7. INSERTION LOSS = 0.5 dB MAX @ 1 MHZ  
CHIP=8-5, Rs =100 OHMS, R1 = 50 OHMS
8. LONGITUDINAL BALANCE  
V1= 0 dBm @ 20 kHz & 250 kHz,  
Rs=100OHMS, INPUT, R1=50 OHM LOAD,  
@ 20khz V2 = 60 dB MIN  
@ 250khz V2 = 55 dB MIN
9. IWC: @ 0.1VRMS, 100KHZ  
1-4 TO 8-5 = 30 pF MAX



REF: PWB PATTERN



NOTE:  
COPLANARITY ≤ .004 (0.10)



INCHES / DECIMAL	.XX = ± .01	.XXX = ±.005	ANGLES ± 1°
MILLIMETERS (mm)	.XX = ± 0.20		