


DUAL FAST RECOVERY RECTIFIER DIODE

BYV32-50M BYV32-100M
BYV32-150M BYV32-200M

- Very Low Reverse Recovery Time – $t_{rr} < 35\text{ns}$.
- Voltage Range 50V To 200V.
- Hermetic TO220 (TO-257AB) Isolated Metal Package.
- Ideally Suited For Switching Power Supplies, Inverters And As Free Wheeling Diodes.
- Space Level and High-Reliability Screening Options Available



ABSOLUTE MAXIMUM RATINGS (Per Diode, $T_C = 25^\circ\text{C}$ unless otherwise stated)

| | | 50M | 100M | 150M | 200M |
|-------------------|--------------------------------------------------------------|---------------|------|------|------|
| V_{RRM} | Repetitive Peak Reverse Voltage | 50V | 100V | 150V | 200V |
| V_{RWM} | Working Peak Reverse Voltage | 50V | 100V | 150V | 200V |
| V_R | Continuous Reverse Voltage | 50V | 100V | 150V | 200V |
| I_{FRM} | Repetitive Peak Forward Current ($t_p = 10\mu\text{s}$) | 200A | | | |
| $I_{F(AV)}^{(1)}$ | Average Forward Current ($T_C = 70^\circ\text{C}$) | 20A | | | |
| I_{FSM} | Surge Peak Forward Current ($t_p = 8.3\text{ms}$ half-sine) | 80A | | | |
| T_{STG} | Storage Temperature Range | -65 to +200°C | | | |
| T_J | Maximum Operating Junction Temperature | +200°C | | | |

ELECTRICAL CHARACTERISTICS (Per Diode, $T_C = 25^\circ\text{C}$ unless otherwise stated)

| Symbol | Parameter | Test Conditions | Min | Typ | Max | Units |
|-------------|-------------------------|---------------------------|---------------------------|------|--------------------------|---------------|
| $V_F^{(2)}$ | Forward Voltage Drop | $I_F = 8\text{A}$ | | | 1.1 | V |
| | | $I_F = 20\text{A}$ | | | $T_C = 25^\circ\text{C}$ | |
| | | $I_F = 5\text{A}$ | $T_C = 100^\circ\text{C}$ | 0.95 | | |
| I_R | Reverse Leakage Current | $V_R = V_{RWM}$ | | | 30 | μA |
| | | $T_C = 100^\circ\text{C}$ | | | 600 | |
| t_{rr} | Reverse Recovery Time | $I_F = 1.0\text{A}$ | | | 35 | ns |
| | | $I_F = 0.5\text{A}$ | | | $I_R = 1.0\text{A}$ | |
| | | $I_{REC} = 0.25\text{A}$ | | | | |

Notes

- (1) Switching operation, Duty Cycle = 50%, both diodes conducting.
(2) Pulse Width < 300 μs , Duty Cycle < 2%

THERMAL PROPERTIES

| Symbol | Parameter | Max | Units |
|-----------------|-------------------------------------------------|-----|--------------------|
| $R_{\theta JC}$ | Thermal Resistance Junction to Case (per diode) | 4.3 | $^\circ\text{C/W}$ |

Semelab Limited reserves the right to change test conditions, parameter limits and package dimensions without notice. Information furnished by Semelab is believed to be both accurate and reliable at the time of going to press. However Semelab assumes no responsibility for any errors or omissions discovered in its use. Semelab encourages customers to verify that datasheets are current before placing an order.



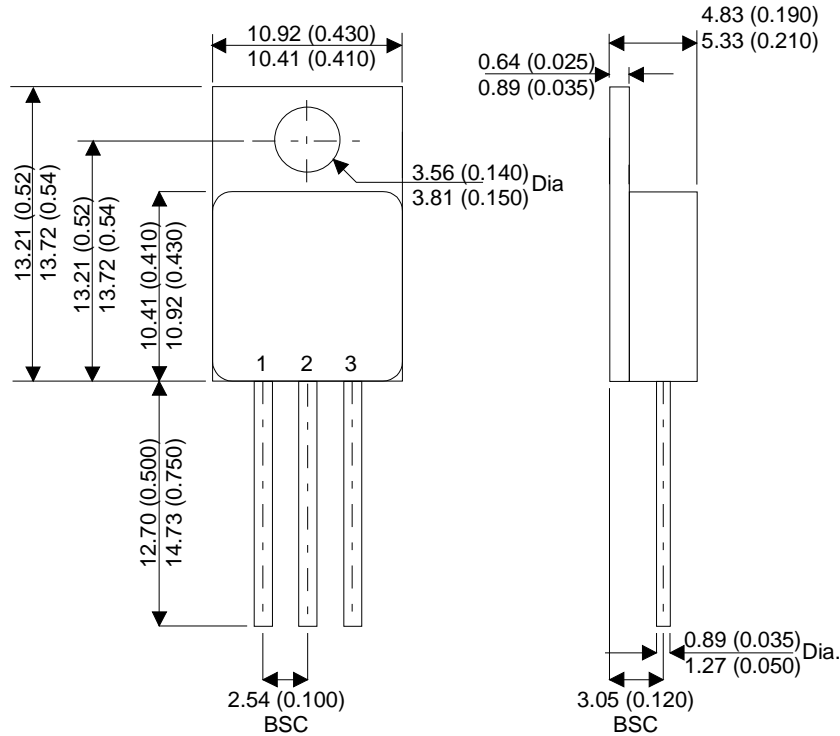
A subsidiary of
TT electronics plc.

Document Number 7099
Issue 4
Page 1 of 2

DUAL FAST RECOVERY RECTIFIER DIODE BYV32-M SERIES

MECHANICAL DATA

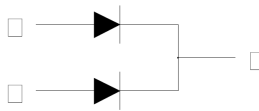
Dimensions in mm (inches)



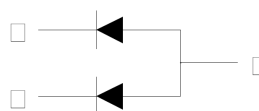
TO220M (TO-257AB)

| Variant | Pin 1 | Pin 2 | Pin 3 |
|-------------|-----------|------------|-----------|
| BYV32-xxxM | Anode 1 | Cathode | Anode 2 |
| BYV32-xxxAM | Cathode 1 | Anode | Cathode 2 |
| BYV32-xxxRM | Cathode 1 | Centre Tap | Anode |

BYV32-xxxM



BYV32-xxxAM



BYV32-xxxRM

