



Features

- Four types available
- High rated current for high current circuits
- Available in E12 series
- Lead free version available (see How to Order)
- Lead free versions are RoHS compliant*

Applications

- Power supplies
- DC/DC converters
- General use

RLB Series Radial Inductors

General Specifications

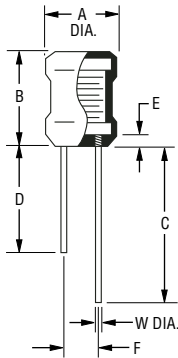
Temperature Rise20 °C max. at rated current
 Operating Temperature-20 °C to +80 °C
 Storage Temperature-25 °C to +85 °C

Materials

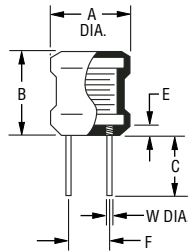
Core MaterialFerrite DR core
 WireEnamelled copper wire
 LeadSee How to Order
 TubeShrinkable tube 125 °C, 600 V

Product Dimensions

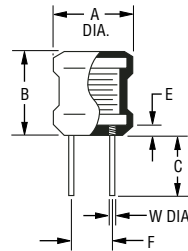
RLB0608, RLB0812, RLB1014,
 RLB0712, RLB0914 Series



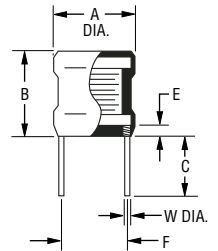
RLB0912 Series



RLB1314-680K
 thru RLB1314-153K



RLB1314-3R3M
 thru RLB1314-470K



Series	A	B	C	D	E	F	W (DIA.)	Inductance Range
RLB0608	$\frac{5.0 \pm 0.5}{(.197 \pm .020)}$	$\frac{6.5 +1.0/-0.5}{(.256 +.039/- .020)}$	$\frac{28.0 \pm 5.0}{(1.102 \pm .197)}$	$\frac{20.0 \pm 5.0}{(.787 \pm .197)}$	$\frac{2.5 + 0}{(.098 + 0)}$	$\frac{2.0 \pm 0.5}{(.079 \pm .020)}$	$\frac{0.50}{(.020)}$	1.0 μ H — 1000 μ H
RLB0812	$\frac{6.7 \pm 0.5}{(.264 \pm .020)}$	$\frac{10.0 \pm 1.0}{(.394 \pm .039)}$	$\frac{25.0 \pm 5.0}{(.984 \pm .197)}$	$\frac{18.0 \pm 5.0}{(.709 \pm .197)}$	$\frac{2.5 + 0}{(.098 + 0)}$	$\frac{3.0 \pm 0.5}{(.118 \pm .020)}$	$\frac{0.65}{(.026)}$	47 μ H — 47 mH
RLB1014	$\frac{8.7 \pm 0.5}{(.343 \pm .020)}$	$\frac{12.0 \pm 1.0}{(.472 \pm .039)}$	$\frac{25.0 \pm 5.0}{(.984 \pm .197)}$	$\frac{18.0 \pm 5.0}{(.709 \pm .197)}$	$\frac{2.5 + 0}{(.098 + 0)}$	$\frac{5.0 \pm 0.8}{(.197 \pm .031)}$	$\frac{0.65}{(.026)}$	100 μ H — 82 mH
RLB0712	$\frac{6.7 \pm 0.5}{(.264 \pm .020)}$	$\frac{10.0 \pm 1.0}{(.394 \pm .039)}$	$\frac{25.0 \pm 5.0}{(.984 \pm .197)}$	$\frac{18.0 \pm 5.0}{(.709 \pm .197)}$	$\frac{2.5 + 0}{(.098 + 0)}$	$\frac{3.0 \pm 0.5}{(.118 \pm .020)}$	$\frac{0.65}{(.026)}$	10 μ H — 560 μ H
RLB0912	$\frac{8.7 \pm 0.5}{(.343 \pm .020)}$	$\frac{10.0 \pm 1.0}{(.394 \pm .039)}$	$\frac{5.0 \pm 1.0}{(.197 \pm .039)}$	—	$\frac{2.5 + 0}{(.098 + 0)}$	$\frac{5.0 \pm 0.8}{(.197 \pm .031)}$	$\frac{0.65}{(.026)}$	1.5 μ H — 1000 μ H
RLB0914	$\frac{8.7 \pm 0.5}{(.343 \pm .020)}$	$\frac{12.0 \pm 1.0}{(.472 \pm .039)}$	$\frac{25.0 \pm 5.0}{(.984 \pm .197)}$	$\frac{18.0 \pm 5.0}{(.709 \pm .197)}$	$\frac{2.5 + 0}{(.098 + 0)}$	$\frac{5.0 \pm 0.8}{(.197 \pm .031)}$	$\frac{0.65}{(.026)}$	3.3 μ H — 1000 μ H
RLB1314	$\frac{11.7 \pm 0.8}{(.461 \pm .031)}$	$\frac{12.0 \pm 1.0}{(.472 \pm .039)}$	$\frac{15.0 \pm 5.0}{(.591 \pm .197)}$	—	$\frac{2.5 + 0}{(.098 + 0)}$	$\frac{9.0 \pm 1.0}{(.354 \pm .039)}$	Per Specs.	3. 3 μ H — 47 μ H
	$\frac{11.7 \pm 0.8}{(.461 \pm .031)}$	$\frac{12.0 \pm 1.0}{(.472 \pm .039)}$	$\frac{15.0 \pm 5.0}{(.591 \pm .197)}$	—	$\frac{2.5 + 0}{(.098 + 0)}$	$\frac{7.0 \pm 0.8}{(.276 \pm .031)}$	$\frac{0.80}{(.031)}$	68 μ H — 15 mH

DIMENSIONS ARE: $\frac{\text{MM}}{\text{(INCHES)}}$

*RoHS Directive 2002/95/EC Jan 27 2003 including Annex
 Specifications are subject to change without notice.
 Customers should verify actual device performance in their specific applications.

RLB Series Radial Inductors

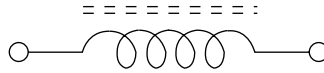
BOURNS®

How to Order

RLB0912 - 102K

Model: from table _____
 Value/Tolerance: from table _____
 Lead _____
 L = Cu/Sn
 Blank = Cu/SnPb

Electrical Schematic



Typical Part Marking



Inductance Code:
 - First two digits are significant
 - Third digit represents the number of zeroes to follow
 • = Start

RLB0608 Series Electrical Characteristics

BOURNS Part No.	Inductance (μH)	Q ref.	Test freq. (MHz)		SRF (MHz) min.	RDC (ohms) max.	IDC (mA) max.
			L	Q			
RLB0608-1R0M_	1.0 ± 20 %	60	7.96	7.96	105.0	0.10	1030
RLB0608-1R2M_	1.2 ± 20 %	60	7.96	7.96	90.0	0.15	980
RLB0608-1R5M_	1.5 ± 20 %	60	7.96	7.96	75.0	0.20	920
RLB0608-1R8M_	1.8 ± 20 %	60	7.96	7.96	70.0	0.22	880
RLB0608-2R2M_	2.2 ± 20 %	60	7.96	7.96	65.0	0.24	830
RLB0608-2R7M_	2.7 ± 20 %	60	7.96	7.96	60.0	0.27	790
RLB0608-3R3M_	3.3 ± 20 %	60	7.96	7.96	50.0	0.30	750
RLB0608-3R9M_	3.9 ± 20 %	60	7.96	7.96	45.0	0.30	720
RLB0608-4R7M_	4.7 ± 20 %	60	7.96	7.96	40.0	0.35	670
RLB0608-5R6K_	5.6 ± 10 %	60	7.96	7.96	35.0	0.35	640
RLB0608-6R8K_	6.8 ± 10 %	60	7.96	7.96	30.0	0.40	620
RLB0608-8R2K_	8.2 ± 10 %	60	7.96	7.96	25.0	0.40	590
RLB0608-100K_	10.0 ± 10 %	60	2.52	2.52	20.0	0.45	550
RLB0608-120K_	12.0 ± 10 %	60	2.52	2.52	15.0	0.50	530
RLB0608-150K_	15.0 ± 10 %	60	2.52	2.52	13.0	0.55	500
RLB0608-180K_	18.0 ± 10 %	60	2.52	2.52	11.0	0.60	480
RLB0608-220K_	22.0 ± 10 %	60	2.52	2.52	10.0	0.65	460
RLB0608-270K_	27.0 ± 10 %	50	2.52	2.52	9.0	0.75	430
RLB0608-330K_	33.0 ± 10 %	50	2.52	2.52	8.0	0.85	410
RLB0608-390K_	39.0 ± 10 %	50	2.52	2.52	7.5	0.90	390
RLB0608-470K_	47.0 ± 10 %	50	2.52	2.52	7.0	1.00	370
RLB0608-560K_	56.0 ± 10 %	50	2.52	2.52	6.5	1.20	350
RLB0608-680K_	68.0 ± 10 %	50	2.52	2.52	6.0	1.30	340
RLB0608-820K_	82.0 ± 10 %	50	2.52	2.52	5.5	1.50	320
RLB0608-101K_	100.0 ± 10 %	50	0.796	0.796	5.0	1.70	305
RLB0608-121K_	120.0 ± 10 %	50	0.796	0.796	4.8	1.90	290
RLB0608-151K_	150.0 ± 10 %	50	0.796	0.796	4.4	2.10	275
RLB0608-181K_	180.0 ± 10 %	50	0.796	0.796	4.2	2.30	235
RLB0608-221K_	220.0 ± 10 %	45	0.796	0.796	3.8	2.50	200
RLB0608-271K_	270.0 ± 10 %	45	0.796	0.796	3.6	2.75	180
RLB0608-331K_	330.0 ± 10 %	45	0.796	0.796	3.3	4.68	165
RLB0608-391K_	390.0 ± 10 %	45	0.796	0.796	3.0	6.00	150
RLB0608-471K_	470.0 ± 10 %	55	0.796	0.796	2.8	6.50	140
RLB0608-561K_	560.0 ± 10 %	55	0.796	0.796	2.4	8.50	135
RLB0608-681K_	680.0 ± 10 %	55	0.796	0.796	2.2	9.00	125
RLB0608-821K_	820.0 ± 10 %	55	0.796	0.796	2.0	9.60	120
RLB0608-102K_	1000.0 ± 10 %	55	0.252	0.252	1.8	11.50	100

Packaging: 800 pieces per bag

Specifications are subject to change without notice.
 Customers should verify actual device performance in their specific applications.

RLB Series Radial Inductors

BOURNS®

RLB0812 Series Electrical Characteristics

BOURNS Part No.	Inductance (μ H)	Q ref.	Test freq. (MHz)		SRF (MHz) min.	RDC (ohms) max.	IDC (mA) max.
			L	Q			
RLB0812-470K_	47 \pm 10 %	30	2.52		6.00	0.40	450
RLB0812-560K_	56 \pm 10 %	30	2.52		5.50	0.45	400
RLB0812-680K_	68 \pm 10 %	30	2.52		5.00	0.50	360
RLB0812-820K_	82 \pm 10 %	30	2.52		4.50	0.50	340
RLB0812-101K_	100 \pm 10 %	45	0.796		4.20	0.60	320
RLB0812-121K_	120 \pm 10 %	45	0.796		3.60	0.70	300
RLB0812-151K_	150 \pm 10 %	45	0.796		3.40	0.90	280
RLB0812-181K_	180 \pm 10 %	45	0.796		3.20	1.00	260
RLB0812-221K_	220 \pm 10 %	45	0.796		3.00	1.20	240
RLB0812-271K_	270 \pm 10 %	45	0.796		2.80	1.40	220
RLB0812-331K_	330 \pm 10 %	45	0.796		2.50	1.60	200
RLB0812-391K_	390 \pm 10 %	45	0.796		2.30	1.80	180
RLB0812-471K_	470 \pm 10 %	45	0.796		2.20	2.00	160
RLB0812-561K_	560 \pm 10 %	45	0.796		2.00	2.50	150
RLB0812-681K_	680 \pm 10 %	45	0.796		1.70	2.90	140
RLB0812-821K_	820 \pm 10 %	45	0.796		1.50	3.10	130
RLB0812-102K_	1000 \pm 10 %	45	0.252		1.40	3.90	120
RLB0812-122K_	1200 \pm 10 %	60	0.252		1.10	4.40	110
RLB0812-152K_	1500 \pm 10 %	60	0.252		0.90	6.00	100
RLB0812-182K_	1800 \pm 10 %	60	0.252		0.80	7.00	90
RLB0812-222K_	2200 \pm 10 %	60	0.252		0.75	8.00	80
RLB0812-272K_	2700 \pm 10 %	60	0.252		0.70	9.00	70
RLB0812-332K_	3300 \pm 10 %	60	0.252		0.60	12.00	60
RLB0812-392K_	3900 \pm 10 %	60	0.252		0.55	14.00	55
RLB0812-472K_	4700 \pm 10 %	60	0.252		0.50	16.00	50
RLB0812-562K_	5600 \pm 10 %	60	0.252		0.48	18.00	45
RLB0812-682K_	6800 \pm 10 %	60	0.252		0.44	24.00	40
RLB0812-822K_	8200 \pm 10 %	60	0.252		0.40	30.00	36
RLB0812-103K_	10000 \pm 10 %	60	0.0796		0.36	39.00	34
RLB0812-123K_	12000 \pm 10 %	60	0.0796		0.32	46.00	32
RLB0812-153K_	15000 \pm 10 %	60	0.0796		0.30	54.00	30
RLB0812-183K_	18000 \pm 10 %	60	0.0796		0.28	76.00	27
RLB0812-223K_	22000 \pm 10 %	60	0.0796		0.24	92.00	25
RLB0812-273K_	27000 \pm 10 %	60	0.0796		0.20	102.00	22
RLB0812-333K_	33000 \pm 10 %	60	0.0796		0.16	140.00	20
RLB0812-393K_	39000 \pm 10 %	60	0.0796		0.13	150.00	18
RLB0812-473K_	47000 \pm 10 %	60	0.0796		0.10	162.00	16

Packaging: 400 pieces per bag

RLB Series Radial Inductors

BOURNS®

RLB1014 Series Electrical Characteristics

BOURNS Part No.	Inductance (μ H)	Q ref.	Test freq. (KHz)		SRF (MHz) min.	RDC (ohms) max.	IDC (mA) max.
			L	Q			
RLB1014-101K_	100 \pm 10 %	45	796.0		3.20	0.85	350
RLB1014-121K_	120 \pm 10 %	45	796.0		3.00	0.95	330
RLB1014-151K_	150 \pm 10 %	45	796.0		2.80	1.05	310
RLB1014-181K_	180 \pm 10 %	45	796.0		2.50	1.15	300
RLB1014-221K_	220 \pm 10 %	40	796.0		2.10	1.30	280
RLB1014-271K_	270 \pm 10 %	40	796.0		2.00	1.50	260
RLB1014-331K_	330 \pm 10 %	40	796.0		1.95	1.70	240
RLB1014-391K_	390 \pm 10 %	40	796.0		1.85	1.85	230
RLB1014-471K_	470 \pm 10 %	35	796.0		1.55	2.30	210
RLB1014-561K_	560 \pm 10 %	35	796.0		1.30	2.55	200
RLB1014-681K_	680 \pm 10 %	35	796.0		1.15	2.85	190
RLB1014-821K_	820 \pm 10 %	35	796.0		1.00	3.10	180
RLB1014-102K_	1000 \pm 10 %	50	252.0		0.90	4.10	160
RLB1014-122K_	1200 \pm 10 %	50	252.0		0.80	4.70	150
RLB1014-152K_	1500 \pm 10 %	50	252.0		0.70	5.80	130
RLB1014-182K_	1800 \pm 10 %	50	252.0		0.60	7.40	115
RLB1014-222K_	2200 \pm 10 %	50	252.0		0.55	8.40	110
RLB1014-272K_	2700 \pm 10 %	50	252.0		0.50	9.60	95
RLB1014-332K_	3300 \pm 10 %	50	252.0		0.45	10.50	80
RLB1014-392K_	3900 \pm 10 %	50	252.0		0.40	12.00	70
RLB1014-472K_	4700 \pm 10 %	45	252.0		0.38	14.00	65
RLB1014-562K_	5600 \pm 10 %	45	252.0		0.36	16.00	60
RLB1014-682K_	6800 \pm 10 %	40	252.0		0.34	18.00	55
RLB1014-822K_	8200 \pm 10 %	40	252.0		0.32	24.50	50
RLB1014-103K_	10000 \pm 10 %	50	79.6		0.30	32.00	45
RLB1014-123K_	12000 \pm 10 %	50	79.6		0.28	36.00	40
RLB1014-153K_	15000 \pm 10 %	50	79.6		0.26	48.00	35
RLB1014-183K_	18000 \pm 10 %	45	79.6		0.24	52.00	30
RLB1014-223K_	22000 \pm 10 %	45	79.6		0.22	58.00	28
RLB1014-273K_	27000 \pm 10 %	45	79.6		0.20	62.00	26
RLB1014-333K_	33000 \pm 10 %	45	79.6		0.18	90.00	24
RLB1014-393K_	39000 \pm 10 %	40	79.6		0.17	100.00	22
RLB1014-473K_	47000 \pm 10 %	35	79.6		0.16	150.00	20
RLB1014-563K_	56000 \pm 10 %	35	79.6		0.15	200.00	18
RLB1014-683K_	68000 \pm 10 %	35	79.6		0.14	220.00	16
RLB1014-823K_	82000 \pm 10 %	30	79.6		0.12	240.00	14

Packaging: 150 pieces per bag

RLB Series Radial Inductors

BOURNS®

RLB0712 Series Electrical Characteristics

BOURNS Part No.	Inductance (μH)	Q ref.	Test freq. (Hz)		SRF (MHz) min.	RDC (ohms) max.	IDC (mA) max.
			L	Q			
RLB0712-100K_	10 ± 10 %	20	1 k	2.520 M	16.0	0.07	1100
RLB0712-120K_	12 ± 10 %	20	1 k	2.520 M	12.0	0.08	1000
RLB0712-150K_	15 ± 10 %	20	1 k	2.520 M	10.0	0.09	900
RLB0712-180K_	18 ± 10 %	20	1 k	2.520 M	10.0	0.10	750
RLB0712-220K_	22 ± 10 %	20	1 k	2.520 M	9.0	0.12	700
RLB0712-270K_	27 ± 10 %	20	1 k	2.520 M	8.0	0.13	650
RLB0712-330K_	33 ± 10 %	20	1 k	2.520 M	7.0	0.15	600
RLB0712-390K_	39 ± 10 %	20	1 k	2.520 M	6.0	0.16	550
RLB0712-470K_	47 ± 10 %	20	1 k	2.520 M	6.0	0.18	450
RLB0712-560K_	56 ± 10 %	20	1 k	2.520 M	5.0	0.21	400
RLB0712-680K_	68 ± 10 %	20	1 k	2.520 M	5.0	0.24	360
RLB0712-820K_	82 ± 10 %	20	1 k	2.520 M	5.0	0.35	340
RLB0712-101K_	100 ± 10 %	20	1 k	0.796 M	4.0	0.40	320
RLB0712-121K_	120 ± 10 %	20	1 k	0.796 M	4.0	0.45	300
RLB0712-151K_	150 ± 10 %	20	1 k	0.796 M	3.5	0.50	280
RLB0712-181K_	180 ± 10 %	20	1 k	0.796 M	3.0	0.75	260
RLB0712-221K_	220 ± 10 %	20	1 k	0.796 M	3.0	0.90	240
RLB0712-271K_	270 ± 10 %	20	1 k	0.796 M	2.5	1.00	220
RLB0712-331K_	330 ± 10 %	20	1 k	0.796 M	2.5	1.10	200
RLB0712-391K_	390 ± 10 %	20	1 k	0.796 M	2.0	1.20	180
RLB0712-471K_	470 ± 10 %	20	1 k	0.796 M	2.0	1.50	160
RLB0712-561K_	560 ± 10 %	20	1 k	0.796 M	2.0	1.80	150

Packaging: 400 pieces per bag

RLB0912 Series Electrical Characteristics

BOURNS Part No.	Inductance (μH)	Q ref.	Test freq. (Hz)		SRF (MHz) min.	RDC (ohms) max.	IDC (A) max.
			L	Q			
RLB0912-1R5M_	1.5 ± 20 %	30	1 k	7.960 M	78.0	0.008	5.4
RLB0912-2R2M_	2.2 ± 20 %	30	1 k	7.960 M	63.0	0.010	4.5
RLB0912-3R3M_	3.3 ± 20 %	30	1 k	7.960 M	50.0	0.018	3.6
RLB0912-4R7M_	4.7 ± 20 %	30	1 k	7.960 M	41.0	0.022	3.1
RLB0912-6R8M_	6.8 ± 20 %	30	1 k	7.960 M	33.0	0.028	2.5
RLB0912-100K_	10.0 ± 10 %	60	1 k	2.520 M	27.0	0.043	2.1
RLB0912-150K_	15.0 ± 10 %	50	1 k	2.520 M	21.0	0.056	1.7
RLB0912-220K_	22.0 ± 10 %	50	1 k	2.520 M	17.0	0.086	1.4
RLB0912-330K_	33.0 ± 10 %	45	1 k	2.520 M	13.0	0.140	1.1
RLB0912-470K_	47.0 ± 10 %	40	1 k	2.520 M	11.0	0.170	0.96
RLB0912-680K_	68.0 ± 10 %	35	1 k	2.520 M	9.0	0.280	0.79
RLB0912-101K_	100.0 ± 10 %	55	1 k	0.796 M	7.2	0.330	0.66
RLB0912-151K_	150.0 ± 10 %	40	1 k	0.796 M	5.7	0.560	0.53
RLB0912-221K_	220.0 ± 10 %	30	1 k	0.796 M	4.5	0.720	0.44
RLB0912-331K_	330.0 ± 10 %	25	1 k	0.796 M	3.6	1.100	0.36
RLB0912-471K_	470.0 ± 10 %	25	1 k	0.796 M	2.9	1.700	0.30
RLB0912-681K_	680.0 ± 10 %	25	1 k	0.796 M	2.3	2.300	0.25
RLB0912-102K_	1000.0 ± 10 %	55	1 k	0.252 M	1.9	4.300	0.20

Packaging: 300 pieces per bag; available in ammo-pak (use Model RLH0912) - 1000 pieces per box

Specifications are subject to change without notice.

Customers should verify actual device performance in their specific applications.

RLB Series Radial Inductors

BOURNS®

RLB0914 Series Electrical Characteristics

BOURNS Part No.	Inductance (μ H)	Q ref.	Test freq. (MHz) L Q	SRF (MHz) min.	RDC (ohms) max.	IDC (A) max.
RLB0914-3R3M_	3.3 \pm 20 %	20	7.960	70.0	0.027	3.60
RLB0914-4R7M_	4.7 \pm 20 %	20	7.960	50.0	0.033	3.20
RLB0914-6R8M_	6.8 \pm 20 %	20	7.960	30.0	0.039	3.00
RLB0914-100K_	10.0 \pm 10 %	50	2.520	20.0	0.048	2.70
RLB0914-120K_	12.0 \pm 10 %	50	2.520	15.0	0.055	2.50
RLB0914-150K_	15.0 \pm 10 %	50	2.520	10.0	0.060	2.40
RLB0914-180K_	18.0 \pm 10 %	40	2.520	9.5	0.065	2.30
RLB0914-220K_	22.0 \pm 10 %	40	2.520	9.0	0.090	1.90
RLB0914-270K_	27.0 \pm 10 %	40	2.520	8.5	0.110	1.80
RLB0914-330K_	33.0 \pm 10 %	40	2.520	8.0	0.120	1.70
RLB0914-390K_	39.0 \pm 10 %	30	2.520	7.0	0.130	1.60
RLB0914-470K_	47.0 \pm 10 %	30	2.520	6.0	0.140	1.50
RLB0914-560K_	56.0 \pm 10 %	30	2.520	5.0	0.200	1.30
RLB0914-680K_	68.0 \pm 10 %	30	2.520	4.5	0.210	1.20
RLB0914-820K_	82.0 \pm 10 %	30	2.520	4.0	0.230	1.10
RLB0914-101K_	100.0 \pm 10 %	30	0.796	3.5	0.280	1.00
RLB0914-121K_	120.0 \pm 10 %	30	0.796	3.0	0.320	0.90
RLB0914-151K_	150.0 \pm 10 %	30	0.796	2.8	0.370	0.80
RLB0914-181K_	180.0 \pm 10 %	30	0.796	2.6	0.540	0.75
RLB0914-221K_	220.0 \pm 10 %	20	0.796	2.4	0.600	0.70
RLB0914-271K_	270.0 \pm 10 %	20	0.796	2.2	0.680	0.65
RLB0914-331K_	330.0 \pm 10 %	20	0.796	2.0	0.760	0.60
RLB0914-391K_	390.0 \pm 10 %	20	0.796	1.9	0.850	0.55
RLB0914-471K_	470.0 \pm 10 %	20	0.796	1.8	1.300	0.50
RLB0914-561K_	560.0 \pm 10 %	20	0.796	1.7	1.400	0.45
RLB0914-681K_	680.0 \pm 10 %	20	0.796	1.6	1.600	0.40
RLB0914-821K_	820.0 \pm 10 %	20	0.796	1.5	1.800	0.35
RLB0914-102K_	1000.0 \pm 10 %	40	0.252	1.3	2.100	0.30

Packaging: 200 pieces per bag

RLB Series Radial Inductors



RLB1314 Series Electrical Characteristics

BOURNS Part No.	Inductance (μH)	Q Ref.	Test freq. (Hz)		SRF (MHz) Typ.	RDC (ohms) max.	IDC (A) max.	W Dia.	F
			L	Q					
RLB1314-3R3M_	3.3 ± 20 %	90	1 k	7.96 M	59.00	0.008	5.600	$\frac{0.8 \pm 0.05}{(.032 \pm .002)}$	$\frac{9.0 \pm 1.0}{(.354 \pm .04)}$
RLB1314-4R7M_	4.7 ± 20 %	100	1 k	7.96 M	45.00	0.009	4.700	$\frac{0.8 \pm 0.05}{(.032 \pm .002)}$	$\frac{9.0 \pm 1.0}{(.354 \pm .04)}$
RLB1314-6R8M_	6.8 ± 20 %	80	1 k	7.96 M	34.00	0.012	3.900	$\frac{0.7 \pm 0.05}{(.028 \pm .002)}$	$\frac{9.0 \pm 1.0}{(.354 \pm .04)}$
RLB1314-100M_	10.0 ± 20 %	140	1 k	2.52 M	26.00	0.015	3.200	$\frac{0.7 \pm 0.05}{(.028 \pm .002)}$	$\frac{9.0 \pm 1.0}{(.354 \pm .04)}$
RLB1314-150M_	15.0 ± 20 %	120	1 k	2.52 M	19.00	0.019	2.600	$\frac{0.7 \pm 0.05}{(.028 \pm .002)}$	$\frac{9.0 \pm 1.0}{(.354 \pm .04)}$
RLB1314-220K_	22.0 ± 10 %	110	1 k	2.52 M	14.00	0.026	2.200	$\frac{0.7 \pm 0.05}{(.028 \pm .002)}$	$\frac{9.0 \pm 1.0}{(.354 \pm .04)}$
RLB1314-330K_	33.0 ± 10 %	100	1 k	2.52 M	10.00	0.045	1.800	$\frac{0.6 \pm 0.05}{(.024 \pm .002)}$	$\frac{9.0 \pm 1.0}{(.354 \pm .04)}$
RLB1314-470K_	47.0 ± 10 %	90	1 k	2.52 M	8.30	0.056	1.500	$\frac{0.6 \pm 0.05}{(.024 \pm .002)}$	$\frac{9.0 \pm 1.0}{(.354 \pm .04)}$
RLB1314-680K_	68.0 ± 10 %	80	1 k	2.52 M	6.70	0.092	1.200	$\frac{0.8 \pm 0.05}{(.032 \pm .002)}$	$\frac{7.0 \pm 0.8}{(.276 \pm .032)}$
RLB1314-101K_	100.0 ± 10 %	70	1 k	796 K	5.40	0.120	1.000	$\frac{0.8 \pm 0.05}{(.032 \pm .002)}$	$\frac{7.0 \pm 0.8}{(.276 \pm .032)}$
RLB1314-151K_	150.0 ± 10 %	70	1 k	796 K	4.30	0.200	0.820	$\frac{0.8 \pm 0.05}{(.032 \pm .002)}$	$\frac{7.0 \pm 0.8}{(.276 \pm .032)}$
RLB1314-221K_	220.0 ± 10 %	40	1 k	796 K	3.40	0.250	0.680	$\frac{0.8 \pm 0.05}{(.032 \pm .002)}$	$\frac{7.0 \pm 0.8}{(.276 \pm .032)}$
RLB1314-331K_	330.0 ± 10 %	40	1 k	796 K	2.70	0.420	0.550	$\frac{0.8 \pm 0.05}{(.032 \pm .002)}$	$\frac{7.0 \pm 0.8}{(.276 \pm .032)}$
RLB1314-471K_	470.0 ± 10 %	30	1 k	796 K	2.30	0.510	0.460	$\frac{0.8 \pm 0.05}{(.032 \pm .002)}$	$\frac{7.0 \pm 0.8}{(.276 \pm .032)}$
RLB1314-681K_	680.0 ± 10 %	30	1 k	796 K	1.90	0.790	0.380	$\frac{0.8 \pm 0.05}{(.032 \pm .002)}$	$\frac{7.0 \pm 0.8}{(.276 \pm .032)}$
RLB1314-102K_	1000.0 ± 10 %	40	1 k	252 K	1.60	1.300	0.310	$\frac{0.8 \pm 0.05}{(.032 \pm .002)}$	$\frac{7.0 \pm 0.8}{(.276 \pm .032)}$
RLB1314-152K_	1500.0 ± 10 %	30	1 k	252 K	1.30	1.700	0.250	$\frac{0.8 \pm 0.05}{(.032 \pm .002)}$	$\frac{7.0 \pm 0.8}{(.276 \pm .032)}$
RLB1314-222K_	2200.0 ± 10 %	60	1 k	252 K	1.10	2.900	0.210	$\frac{0.8 \pm 0.05}{(.032 \pm .002)}$	$\frac{7.0 \pm 0.8}{(.276 \pm .032)}$
RLB1314-332K_	3300.0 ± 10 %	50	1 k	252 K	0.90	3.700	0.170	$\frac{0.8 \pm 0.05}{(.032 \pm .002)}$	$\frac{7.0 \pm 0.8}{(.276 \pm .032)}$
RLB1314-472K_	4700.0 ± 10 %	50	1 k	252 K	0.76	5.600	0.140	$\frac{0.8 \pm 0.05}{(.032 \pm .002)}$	$\frac{7.0 \pm 0.8}{(.276 \pm .032)}$
RLB1314-682K_	6800.0 ± 10 %	60	1 k	252 K	0.65	9.400	0.120	$\frac{0.8 \pm 0.05}{(.032 \pm .002)}$	$\frac{7.0 \pm 0.8}{(.276 \pm .032)}$
RLB1314-103K_	10000.0 ± 10 %	80	1 k	79.6 K	0.53	12.000	0.100	$\frac{0.8 \pm 0.05}{(.032 \pm .002)}$	$\frac{7.0 \pm 0.8}{(.276 \pm .032)}$
RLB1314-153K_	15000.0 ± 10 %	70	1 k	79.6 K	0.41	15.000	0.082	$\frac{0.8 \pm 0.05}{(.032 \pm .002)}$	$\frac{7.0 \pm 0.8}{(.276 \pm .032)}$

DIMENSIONS ARE: $\frac{\text{MM}}{\text{(INCHES)}}$

Packaging: RLB1314 (3R3M to 470K) = 150 pieces per bag; RLB1314 (680K to 153K) = 130 pieces per bag.

REV. 11/04

Specifications are subject to change without notice.

Customers should verify actual device performance in their specific applications.