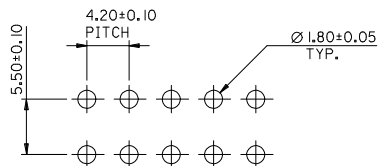
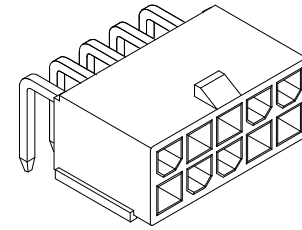


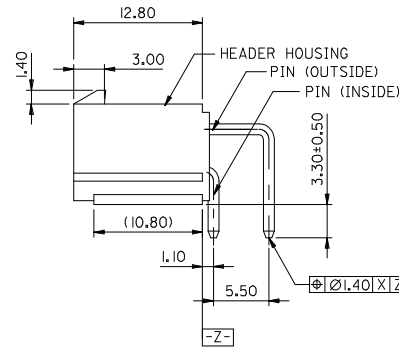
RECOMMENDED INSTALLATION PATTERN



RECOMMENDED P.C.B. LAYOUT



ISOMETRIC VIEW



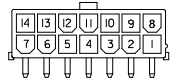
LEGEND

- 87427-****
- CKT. SIZE (SEE SHEET 2).
 - PLATING OPTIONS
 - 2 = NOTE 2
 - 3 = NOTE 3
 - PACKAGING OPTIONS
 - 0 = TRAY PACKED
 - 2 = TUBE PACKED

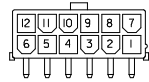
NOTES

1. MATERIAL - HEADER : NYLON 46, UL94V-0, COLOR BEIGE
PIN : BRASS (1.07 SQUARE)
2. PLATING OF PIN
TIN 2.54um MIN. OVER NICKEL 1.27um MIN.
3. PLATING OF PIN
TIN 4-10um OVER COPPER 2-8um.
4. PLATING OF PIN
TIN 2.54um MIN. OVER NICKEL 1.27um MIN. WITH MATT FINISH.
5. PART NUMBERS 36633-0020 TO 36633-0024 & 36633-0040 TO 36633-0046 INCLUDED AS SHOWN IN TABLE 'X'.

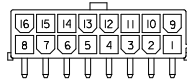
EC NO: I2009-0573 DRWN: HMR01 CHKD: KPRASAD APPR: KPRASAD	REV 2009/11/11 2009/11/12 2009/11/13	QUALITY SYMBOLS =0 =0	GENERAL TOLERANCES (UNLESS SPECIFIED)		DIMENSION STYLE MM ONLY		SCALE 2:1	DESIGN UNITS METRIC	THIRD ANGLE PROJECTION
			mm	INCH	DRAWN BY STEVEN	DATE 1995/02/27	TITLE 4.2MM W-T-B HIGH TEMP. RIGHT ANGLE HEADER WITHOUT MOUNTING FLANGES		
DRAFT WHERE APPLICABLE MUST REMAIN WITHIN DIMENSIONS			4 PLACES	± ---	± ---	CHECKED BY EDMUD	DATE 1995/03/01	MOLEX INCORPORATED	
			3 PLACES	± ---	± ---	APPROVED BY ROY WONG	DATE 1995/03/01	DOCUMENT NO. SD-87427-**0*	SHEET NO. 1 OF 2
			2 PLACES	± 0.20	± ---	THIS DRAWING CONTAINS INFORMATION THAT IS PROPRIETARY TO MOLEX INCORPORATED AND SHOULD NOT BE USED WITHOUT WRITTEN PERMISSION			
			1 PLACE	± 0.20	± ---				
			ANGULAR ± ---°						



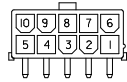
CKT.SIZE 14



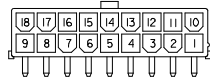
CKT.SIZE 12



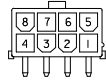
CKT.SIZE 16



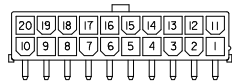
CKT.SIZE 10



CKT.SIZE 18



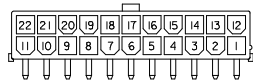
CKT.SIZE 8



CKT.SIZE 20



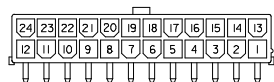
CKT.SIZE 6



CKT.SIZE 22



CKT.SIZE 4



CKT.SIZE 24



CKT.SIZE 2

SEE NOTES Δ ON SHEET 1 FOR PLATING DETAILS	51.60	46.20	36633-0046	24
	47.40	42.00	36633-0045	22
	43.20	37.80	36633-0024	20
	39.00	33.60	36633-0044	18
	34.80	29.40	36633-0023	16
	30.60	25.20	36633-0043	14
	26.40	21.00	36633-0022	12
	22.20	16.80	36633-0021	10
	18.00	12.60	36633-0042	8
	13.80	8.40	36633-0041	6
	9.60	4.20	36633-0020	4
	5.40	--	36633-0040	2
PIN (OUTSIDE & INSIDE)	B	A	ENG. NO.	CKT. SIZE

TABLE 'X'

51.60	46.20	87427-242*	24
B	A	ENG. NO. TUBE PACKED	CKT. SIZE
51.60	46.20	87427-240*	24
47.40	42.00	87427-220*	22
43.20	37.80	87427-200*	20
39.00	33.60	87427-180*	18
34.80	29.40	87427-160*	16
30.60	25.20	87427-140*	14
26.40	21.00	87427-120*	12
22.20	16.80	87427-100*	10
18.00	12.60	87427-080*	8
13.80	8.40	87427-060*	6
9.60	4.20	87427-040*	4
5.40	--	87427-020*	2
B	A	ENG. NO. TRAY PACKED	CKT. SIZE

EC NO: I2009-0573 DRWN: HMR01 2009/11/11 CHKD: KPRASAD 2009/11/12 APPR: KPRASAD 2009/11/13	QUALITY SYMBOLS $\nabla=0$ $\square=0$	GENERAL TOLERANCES (UNLESS SPECIFIED)	DIMENSION STYLE MM ONLY	SCALE 1:1	DESIGN UNITS METRIC	THIRD ANGLE PROJECTION
		4 PLACES \pm --- \pm --- 3 PLACES \pm --- \pm --- 2 PLACES \pm 0.20 \pm --- 1 PLACE \pm 0.20 \pm --- ANGULAR \pm ---°	DRAWN BY SAMC	DATE 1996/02/05	TITLE 4.2MM W-T-B,HIGH TEMP. RIGHT ANGLE HEADER WITHOUT MOUNTING FLANGES	
		DRAFT WHERE APPLICABLE MUST REMAIN WITHIN DIMENSIONS	APPROVED BY	DATE	MOLEX INCORPORATED	
		MATERIAL NO. SEE CHART	DOCUMENT NO. SD-87427-**-0*	SHEET NO. 2 OF 2		