

PLASTIC FILM CAPACITORS




XP

Metallized Polypropylene Film Capacitor
series (For High Frequency Applications)



- Ideal for high frequency applications due to a metallized polypropylene film dielectric which exhibits superior operative characteristics with minimal loss at high frequency.
- Self-healing electrode and non-inductive construction provide excellent characteristics in minimal inductance having better with standing voltage capability.
- Finished by inner dipping with liquid epoxy resin and outer coating with flame-retardant epoxy resin, those double coating gives superior characteristics against moisture.
- Compliant to the RoHS directive (2002/95/EC).



Application

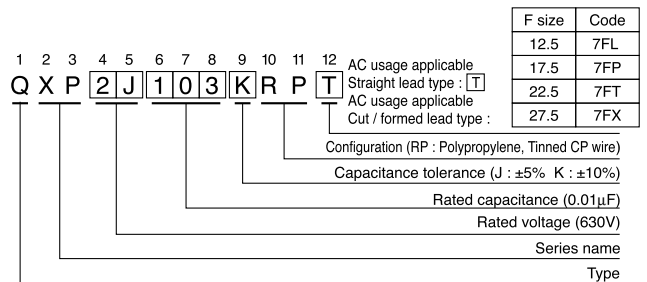
- High frequency circuit, general electronic circuit and etc.

Specifications

| Item | Performance Characteristics |
|---------------------------------|---|
| Category Temperature Range | -40 to +105°C (Rated temperature : 85°C) |
| Rated Voltage (U _R) | 250, 400, 630, 800VDC |
| Rated Capacitance Range | 0.01 to 3.3μF |
| Capacitance Tolerance | ±5% (J), ±10% (K) |
| Dielectric Loss Tangent | 0.1% or less (at 1kHz 20°C) |
| Insulation Resistance | C ≤ 0.33μF : 30000 MΩ or more C > 0.33μF : 10000 ΩF or more |
| Withstand Voltage | Between Terminals : Rated Voltage × 175%, 1 to 5 secs. Between Terminals and Coverage : Rated Voltage × 200%, 1 to 5 secs. |
| Encapsulation | Flame retardant epoxy resin |

Category voltage = U_R × 0.7

Type numbering system (Example : 630V 0.01μF)



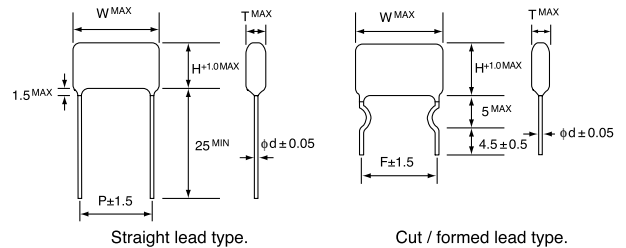
AC Voltage

- AC voltage (Operating at 50 / 60Hz AC circuit) shall be as follows
However, do not use this product for across-the-line applications.

| DC Rated Voltage | 250VDC | 400VDC | 630VDC | 800VDC |
|------------------|--------|--------|--------|--------|
| AC Voltage | 125VAC | 160VAC | 200VAC | 250VAC |

- When used in high frequency circuit, refer to Table 2 and 4 for the values of effective voltage, current and effective VA, shown in pages 333, 336.

Drawing



Dimensions

Unit : mm

| Cap.(μF) | V (Code) Size Code | 250VDC (2E) | | | | | | 400VDC (2G) | | | | | | 630VDC (2J) | | | | | | 800VDC (2K) | | | | | |
|----------|--------------------------|-------------|------|------|-----|------|------|-------------|------|------|-----|------|------|-------------|------|------|-----|------|------|-------------|------|------|-----|------|------|
| | | T | W | H | d | P | F | T | W | H | d | P | F | T | W | H | d | P | F | T | W | H | d | P | F |
| 0.01 | 103 | | | | | | | | | | | | | 5.5 | 16.0 | 9.6 | 0.6 | 12.5 | 12.5 | 6.2 | 16.0 | 10.3 | 0.6 | 12.5 | 12.5 |
| 0.015 | 153 | | | | | | | | | | | | | 6.1 | 16.0 | 10.1 | 0.6 | 12.5 | 12.5 | 7.0 | 16.0 | 11.1 | 0.6 | 12.5 | 12.5 |
| 0.022 | 223 | | | | | | | 5.8 | 16.0 | 9.4 | 0.6 | 12.5 | 12.5 | 6.8 | 16.0 | 10.8 | 0.6 | 12.5 | 12.5 | 8.0 | 16.0 | 12.1 | 0.6 | 12.5 | 12.5 |
| 0.033 | 333 | | | | | | | 6.5 | 16.0 | 10.6 | 0.6 | 12.5 | 12.5 | 7.5 | 16.0 | 11.2 | 0.6 | 12.5 | 12.5 | 7.1 | 21.0 | 11.8 | 0.6 | 17.5 | 17.5 |
| 0.047 | 473 | 5.6 | 16.0 | 9.6 | 0.6 | 12.5 | 12.5 | 7.2 | 16.0 | 11.3 | 0.6 | 12.5 | 12.5 | 6.7 | 21.0 | 11.4 | 0.6 | 17.5 | 17.5 | 7.5 | 21.0 | 13.8 | 0.6 | 17.5 | 17.5 |
| 0.068 | 683 | 6.1 | 16.0 | 10.2 | 0.6 | 12.5 | 12.5 | 8.2 | 16.0 | 12.3 | 0.6 | 12.5 | 12.5 | 7.1 | 21.0 | 13.4 | 0.6 | 17.5 | 17.5 | 8.7 | 21.0 | 14.9 | 0.6 | 17.5 | 17.5 |
| 0.1 | 104 | 6.8 | 16.0 | 10.9 | 0.6 | 12.5 | 12.5 | 7.6 | 21.0 | 11.7 | 0.6 | 17.5 | 17.5 | 8.2 | 21.0 | 14.4 | 0.6 | 17.5 | 17.5 | 9.6 | 21.0 | 17.5 | 0.6 | 17.5 | 17.5 |
| 0.15 | 154 | 7.7 | 16.0 | 11.8 | 0.6 | 12.5 | 12.5 | 8.6 | 21.0 | 13.3 | 0.6 | 17.5 | 17.5 | 9.6 | 21.0 | 15.9 | 0.6 | 17.5 | 17.5 | 9.6 | 26.5 | 18.0 | 0.8 | 22.5 | 22.5 |
| 0.22 | 224 | 7.4 | 21.0 | 11.4 | 0.6 | 17.5 | 17.5 | 9.2 | 21.0 | 15.5 | 0.6 | 17.5 | 17.5 | 9.0 | 26.5 | 17.3 | 0.8 | 22.5 | 22.5 | 11.5 | 26.5 | 19.8 | 0.8 | 22.5 | 22.5 |
| 0.33 | 334 | 8.5 | 21.0 | 12.6 | 0.6 | 17.5 | 17.5 | 11.1 | 21.0 | 17.3 | 0.6 | 17.5 | 17.5 | 10.7 | 26.5 | 19.1 | 0.8 | 22.5 | 22.5 | 12.1 | 31.5 | 20.5 | 0.8 | 27.5 | 27.5 |
| 0.47 | 474 | 9.4 | 21.0 | 14.1 | 0.6 | 17.5 | 17.5 | 10.4 | 26.5 | 18.7 | 0.8 | 22.5 | 22.5 | 11.1 | 31.5 | 19.4 | 0.8 | 27.5 | 27.5 | 13.7 | 31.5 | 23.7 | 0.8 | 27.5 | 27.5 |
| 0.68 | 684 | 10.3 | 21.0 | 16.5 | 0.6 | 17.5 | 17.5 | 12.3 | 26.5 | 20.6 | 0.8 | 22.5 | 22.5 | 13.2 | 31.5 | 21.5 | 0.8 | 27.5 | 27.5 | | | | | | |
| 1.0 | 105 | 9.9 | 26.5 | 18.2 | 0.8 | 22.5 | 22.5 | 13.0 | 31.5 | 21.3 | 0.8 | 27.5 | 27.5 | | | | | | | | | | | | |
| 1.5 | 155 | 11.8 | 26.5 | 20.2 | 0.8 | 22.5 | 22.5 | 14.9 | 31.5 | 24.9 | 0.8 | 27.5 | 27.5 | | | | | | | | | | | | |
| 2.2 | 225 | 12.6 | 31.5 | 20.9 | 0.8 | 27.5 | 27.5 | | | | | | | | | | | | | | | | | | |
| 3.3 | 335 | 14.5 | 31.5 | 24.4 | 0.8 | 27.5 | 27.5 | | | | | | | | | | | | | | | | | | |

F : lead pitch for cut / formed lead wires

- ※ We can also custom-make.
250VDC (2E) to 10μF, 400VDC (2G) to 4.7μF, 630VDC (2J) to 3.3μF, 800VDC (2K) to 1.5μF
Please contact us and let us know the specification you need.