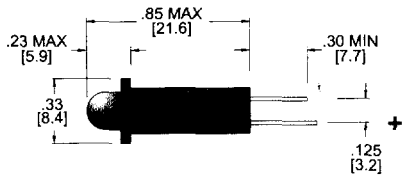
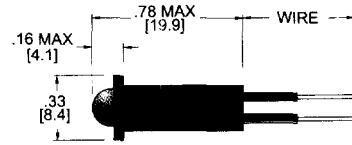


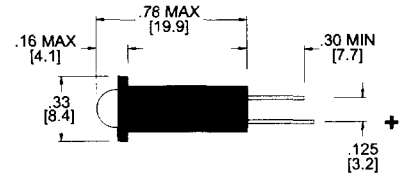
PP251-W



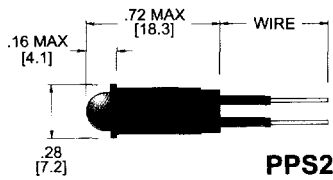
PP251-T



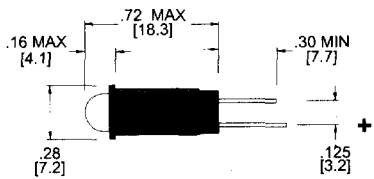
PPL251-W



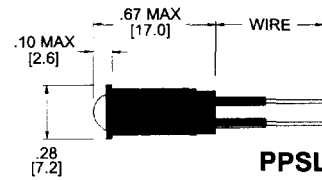
PPL251-T



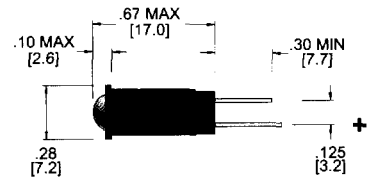
PPS251-W



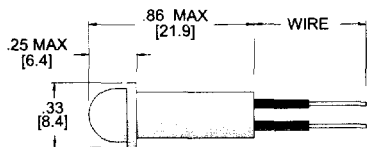
PPS251-T



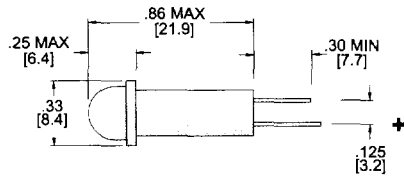
PPSL251-W



PPSL251-T

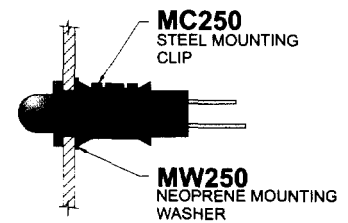


PP250-W

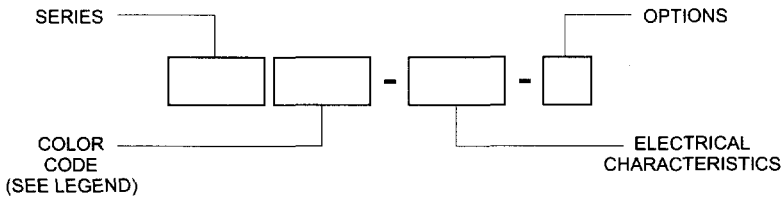


PP250-T

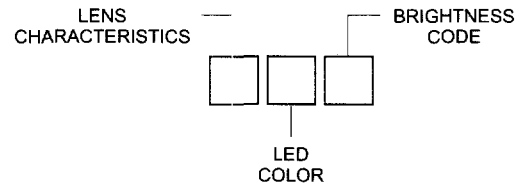
OPTIONAL MOUNTING HARDWARE



PART NUMBER SELECTION GUIDE



COLOR CODE LEGEND



STANDARD	SERIES	COLOR CODE	ELECTRICAL CHARACTERISTICS	OPTIONS
	SINGLE CHIP PP251 PPL251 PPS251 PPSL251	TR5 TY5 TG5	VDC 2Vf 6V 14V 28V	T - WIRE TERMINAL W6 - 6" WIRE

LENS CHARACTERISTICS	LED COLOR	BRIGHTNESS CODE
T-TRANSLUCENT TW-TRANSLUCENT WHITE	R-RED Y-YELLOW G-GREEN B-BLUE O-ORANGE RG-RED/GREEN YG-YELLOW/GREEN	4-STANDARD 5-STANDARD 6-HIGH INTENSITY 3K-HIGH INTENSITY

CUSTOM	SERIES	COLOR CODE	ELECTRICAL CHARACTERISTICS		OPTIONS
	SINGLE CHIP PP251 PPL251 PP250 PPS251 PPSL251	TR6 TY3K TG6 T05 TB5 TWRG4 - <i>BICOLOR</i> TWYG4 - <i>BICOLOR</i>	VDC 5V 12V 24V	VAC 5VAC 6VAC 12VAC 14VAC 24VAC 28VAC	W12 - 12" WIRE W18 - 18" WIRE W24 - 24" WIRE

PART SPECIFICATIONS

- PART NUMBERS CONSISTING OF OPTIONS NOT FOUND IN THE STANDARD BOX ARE CUSTOM.
- FOR COMPLETE PART NUMBER SELECT ONE OPTION FROM EACH OF THE FOUR COLUMNS FROM LEFT TO RIGHT.
- BRIGHTNESS CODES LISTED ARE SET BY THE FACTORY FOR ALL COLORS. THE ABOVE CHART IS FOR REFERENCE ONLY.
- MOUNTING DIAMETER 0.248 (6.3mm) TO 0.250 (6.4mm).
- PANEL THICKNESSES FROM 0.031 (0.8mm) TO 0.250 (6.4mm).
- HOUSING MATERIAL IS BLACK NYLON UL 94V-2.
- WIRE LEADS ARE RED FOR ANODE AND BLACK FOR CATHODE.
- TERMINALS ARE .020 (0.5mm) SQUARE.