

1D17A Series Class D Inductor



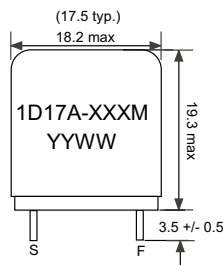
Features

- Small Footprint
- Shielded Design for low EMI
- Ferrite Material Designed for Audio Applications

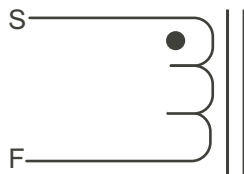
Applications

- Class D Audio Amplifiers

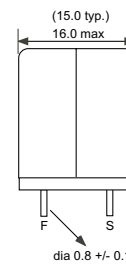
Front View



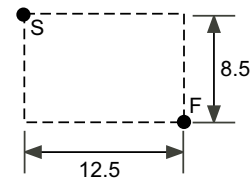
Schematic



Side View



Footprint



units: mm

Electrical Specifications

Part No.	L_s^1 ($\mu\text{H} \pm 20\%$)	DCR (mOhms Max.)	I_{sat}^5 (A _{dc})	I_{DC}^4 (A _{dc})
1D17A-100M	10	18	31	6
1D17A-150M	15	18	21	6
1D17A-220M	22	18	15	6
1D17A-330M	33	18	10	6

Notes:

1. Tested at 1kHz, 1Vrms series.
2. Electrical specifications at 25°C.
3. Operating range: -40°C to +130°C. This is a combination of ambient plus temperature rise.
4. DC current through winding to cause a 40°C temperature rise at 25°C ambient.
5. DC current through the winding to cause a 10% drop in inductance
6. All products are RoHS-compliant.
7. Meets UL 94V-0



Specifications subject to change without notice.