

PLEASE CHECK WWW.MOLEX.COM FOR LATEST PART INFORMATION

Part Number: [0191640057](#)
Status: **Active**
Description: Perma-Seal™ Butt Splice for 10-12 AWG Wire, Mylar Tape Carrier

Documents:

[Drawing \(PDF\)](#) [RoHS Certificate of Compliance \(PDF\)](#)

Agency Certification

CSA LR18689
 UL E32244

General

Product Family Splices
 Series [19164](#)
 Crimp Quality Equipment Yes
 Mil-Spec N/A
 Product Name Butt - Funnel Entry, Perma-Seal™

Physical

Barrel Type Closed
 Flammability 94V-0
 Insulation NiAc™
 Packaging Type Adhesive Tape on Reel
 Temperature Range - Operating -55°C to +125°C
 Wire Insulation Diameter 7.8mm (.31") max
 Wire Size AWG 10, 12
 Wire Size mm² 3.09 - 5.01

Electrical

Voltage - Maximum 600V

Material Info

Old Part Number SC-12-10T

Reference - Drawing Numbers

Sales Drawing SD-19164-017



Series

image - Reference only

EU RoHS

ELV and RoHS Compliant

REACH SVHC

Not Reviewed

Halogen-Free

Status

Not Reviewed

China RoHS



Need more information on product environmental compliance?

Email productcompliance@molex.com
 For a multiple part number RoHS Certificate of Compliance, [click here](#)

Please visit the [Contact Us](#) section for any non-product compliance questions.

Search Parts in this Series

[19164Series](#)

Application Tooling | FAQ

Tooling specifications and manuals are found by selecting the products below. Crimp Height Specifications are then contained in the Application Tooling Specification document.

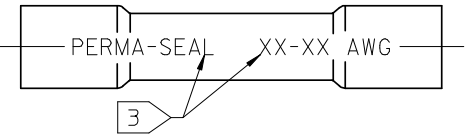
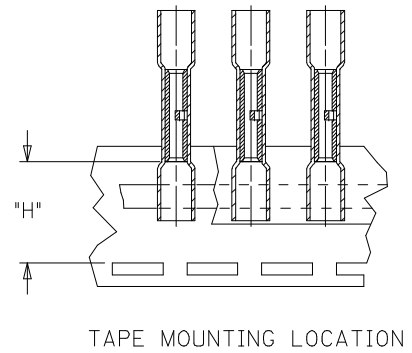
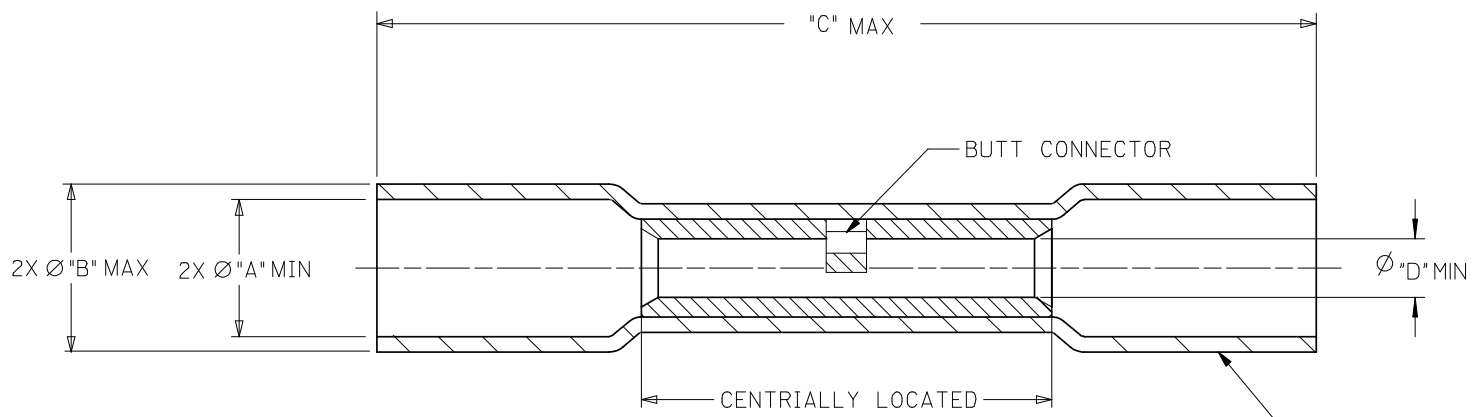
Global

Description	Product #
Crimp Dies for MTA-100 Tape Applicator used in 3BF Press, MTA-105 Tape Applicator used in TM-2000™ Press, and ATP-301 Air Crimping Press for Mylar Tape Mounted Terminals	0192880279
Hand Crimp Tool, UL Approved	0640017400
Power Crimp Tool Head for Prema-	0640057400

This document was generated on 03/16/2010

PLEASE CHECK WWW.MOLEX.COM FOR LATEST PART INFORMATION

10	9	8	7	6	5	4	3	2	1	
MATERIAL NUMBER	ENGINEERING NUMBER	MYLAR TAPE MATERIAL NUMBER	MYLAR TAPE ENGINEERING NUMBER	PERMA-SEAL COLOR	WIRE AWG 3	"A" (F) MIN	"B" Ø MAX	(F) "C" MAX	"H" ±.010/0.25	"D" MIN
191640013	SAA-22-18	191640014	SAA-22-18T	RED	22-18	.185/4.70	.280/7.11	1.55/39.4	.767/19.48	.059/1.50
191640044	SBB-16-14	191640045	SBB-16-14T	BLUE	16-14	.195/4.95	.308/7.82	1.55/39.4	.727/18.47	.091/2.31
191640056	SC-12-10	191640057	SC-12-10T	YELLOW	12-10	.275/6.99	.383/9.73 (F)	1.80/45.7	.800/23.32	.139/3.53 (F)
191640079	(F) SD-354	---	---	RED	8	.300/7.62	.448/11.38	2.05/52.4	---	.165/4.19



SALES DRAWING

- NOTES,
- 1. INSULATION MATERIAL: HEAT SHRINKABLE TUBING WITH HOTMELT INNER LINER. SEE CHART FOR COLOR.
 - 2. SEAMLESS TIN PLATED COPPER TERMINAL.
 - 3. PRINTED TEXT IN BLACK APPROXIMATELY .12 (3.0) HIGH.
 - (F) 4. PART IS ROHS COMPLIANT.

UPDATE MAX LENGTH EC NO: WNA2008-0006 TIDR: WNEHRODAHL 2007/12/20 CHKD: JMAGNE IL 2007/12/29 APPR: JMAGNE IL 2008/01/08	QUALITY SYMBOLS	GENERAL TOLERANCES (UNLESS SPECIFIED)	DIMENSION STYLE	SCALE	DESIGN UNITS	THIRD ANGLE PROJECTION	
	▼=0 ▽=0	mm INCH 4 PLACES ± --- ± --- 3 PLACES ± --- ± --- 2 PLACES ± --- ± --- 1 PLACE ± --- ± --- ANGULAR ± ---°	IN/MM	1:1	INCH	DRAWN BY DATE BRE 2002/03/22 CHECKED BY DATE HEB 2002/03/22 APPROVED BY DATE RWD 2002/03/22	TITLE PERMA-SEAL NIAC BUTT CONNECTORS
	DRAFT WHERE APPLICABLE MUST REMAIN WITHIN DIMENSIONS	SEE CHART	MATERIAL NO.	DOCUMENT NO.	MOLEX INCORPORATED SD-19164-017		SHEET NO. 1 OF 1
	THIS DRAWING CONTAINS INFORMATION THAT IS PROPRIETARY TO MOLEX INCORPORATED AND SHOULD NOT BE USED WITHOUT WRITTEN PERMISSION						