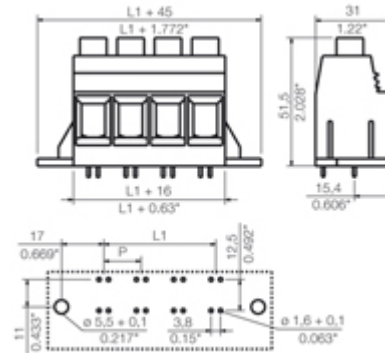


## LXXX 15.00/03/90F 4.5SN BK BX

View with Tabs | [List View](#)

## General ordering data

Order No.	1047300000
Part designation	LXXX 15.00/03/90F 4.5SN BK BX
Version	PCB terminal, Clamping yoke connection, Solder connection, Clamping range, max.: 50 mm <sup>2</sup> , Pitch in mm: 15.00 mm, No. of poles: 3, 90°, Box
GTIN (EAN)	4032248783854
Qty.	10 pc(s).
Packaging	Box

## System parameters

Product family	System LXXX
Conductor connection system	Clamping yoke connection
Fitted to PCB	Solder connection
Outgoing direction of conductor	90°
Pitch in mm	15 mm
Pitch in inch	0.591 inch
No. of poles	3
Fitted by customer	No
No. of rows	1
Solder pin length	4.5 mm
Diameter of solder eyelet	1.6 mm
Tolerance of the diameter of the solder eyelet	+ 0,1 mm
Number of solder pins per pole	4

<b>Screwdriver blade</b>	1.2 x 6.5
<b>Screwdriver blade standard</b>	DIN 5264
<b>Tightening torque, min.</b>	2.5 Nm
<b>Tightening torque, max.</b>	4 Nm
<b>Clamping screw</b>	M 6
<b>Stripping length</b>	18 mm
<b>L1 in mm</b>	30 mm
<b>L1 in inch</b>	1.181 inch

#### Material data

<b>Insulating material</b>	Wemid (PA)
<b>Colour</b>	black
<b>Flammability class UL 94</b>	V-0
<b>CTI</b>	≥ 600
<b>Contact material</b>	Copper alloy
<b>Contact surface</b>	tinned
<b>Contact base material</b>	Copper alloy

#### Connectable conductors

<b>Clamping range, min.</b>	0.5 mm <sup>2</sup>
<b>Clamping range, max.</b>	50 mm <sup>2</sup>
<b>Conductor connection cross-section AWG, min.</b>	AWG 20
<b>Conductor connection cross-section AWG, max.</b>	AWG 1
<b>Solid, min. H05(07) V-U</b>	0.5 mm <sup>2</sup>
<b>Solid, max. H05(07) V-U</b>	16 mm <sup>2</sup>
<b>Stranded, max. H07V-R</b>	50 mm <sup>2</sup>
<b>Stranded, min. H07V-R</b>	6 mm <sup>2</sup>
<b>Flexible, min. H05(07) V-K</b>	0.5 mm <sup>2</sup>
<b>Flexible, max. H05(07) V-K</b>	35 mm <sup>2</sup>
<b>w. wire end ferrule, DIN 46228 pt 1, min</b>	0.5 mm <sup>2</sup>
<b>with wire end ferrule, DIN 46228 pt 1, max.</b>	35 mm <sup>2</sup>
<b>w. plastic collar ferrule, DIN 46228 pt 4, min.</b>	0.5 mm <sup>2</sup>
<b>with plastic collar ferrule, DIN 46228 pt 4, max.</b>	35 mm <sup>2</sup>

**DIN IEC rating data**

<b>Rated current, min. No. of poles (Tu=20°C)</b>	150 A
<b>Rated current, no. of poles (Tu=40°C), min.</b>	150 A
<b>Rated voltage for overvoltage class/pollution severity II/2</b>	1,000 V
<b>Rated voltage for overvoltage class/pollution severity III/2</b>	1,000 V
<b>Rated voltage at overvoltage category/pollution degree III/3</b>	1,000 V
<b>Rated impulse withstand voltage for overvoltage class/pollution severity II/2</b>	8 kV
<b>Rated impulse withstand voltage for overvoltage class/pollution severity III/2</b>	8 kV
<b>Rated impulse withstand voltage for overvoltage class/pollution severity III/3</b>	8 kV

**CSA rating data**

<b>Rated voltage (Use group B)</b>	600 V
<b>Rated current (use group B)</b>	127 A
<b>Rated voltage (Use group C)</b>	600 V
<b>Rated current (use group C)</b>	127 A
<b>Rated voltage (use group D)</b>	600 V
<b>Rated current (use group D)</b>	5 A
<b>Wire cross-section, AWG, min.</b>	AWG 20
<b>Wire cross-section, AWG, max.</b>	AWG 1

**UL 1059 rating data**

<b>Rated voltage (use group B)</b>	600 V
<b>Rated current (use group B)</b>	127 A
<b>Rated voltage (use group C)</b>	600 V
<b>Rated current (use group C)</b>	127 A
<b>Rated voltage (use group D)</b>	600 V

Rated current (use group D)	5 A
Wire cross-section, AWG, min.	AWG 20
Wire cross-section, AWG, max.	AWG 1

### Approvals

#### Approvals institutes



### Classifications

eClass 6.0	27-26-11-01
------------	-------------

### Notes




- Additional colours on request
- Rated current related to rated cross-section and min. No. of poles.
- Wire end ferrule without plastic collar to DIN 46228 pt 1
- Wire end ferrule with plastic collar to DIN 46228 pt 4
- P on drg. = pitch
- Rated data refer only to the component itself. Clearance and creepage distances to other components are to be designed in accordance with the relevant application standards.
- IP 20 from 16 mm<sup>2</sup> to 50 mm<sup>2</sup>

### Notes

### Similar products

	Colour	No. of poles	Solder pin length	Order No.	Part designation	Version
	pebble grey	1	4.5 mm	1047360000	LXXX 15.00/01/90F 4.5SN GY BX	PCB terminal, Clamping yoke connection, Solder connection, Clamping range, max.: 50 mm <sup>2</sup> , Pitch in mm: 15.00 mm, No. of poles: 1, 90°, Box
		<input type="text"/>	<input type="text"/>	<input type="text"/>		

[▶ Add to Inquiry list](#)
[▶ PDF Datasheet](#)

	Colour	No. of poles	Solder pin length	Order No.	Part designation	Version
	pebble grey	2	4.5 mm	1047370000	LXXX 15.00/02/90F 4.5SN GY BX	PCB terminal, Clamping yoke connection, Solder connection, Clamping range, max.: 50 mm <sup>2</sup> , Pitch in mm: 15.00 mm, No. of poles: 2, 90°, Box
<input type="button" value="Add to Inquiry list"/> <input type="button" value="PDF Datasheet"/>						
	pebble grey	3	4.5 mm	1047380000	LXXX 15.00/03/90F 4.5SN GY BX	PCB terminal, Clamping yoke connection, Solder connection, Clamping range, max.: 50 mm <sup>2</sup> , Pitch in mm: 15.00 mm, No. of poles: 3, 90°, Box
<input type="button" value="Add to Inquiry list"/> <input type="button" value="PDF Datasheet"/>						
	pebble grey	4	4.5 mm	1047390000	LXXX 15.00/04/90F 4.5SN GY BX	PCB terminal, Clamping yoke connection, Solder connection, Clamping range, max.: 50 mm <sup>2</sup> , Pitch in mm: 15.00 mm, No. of poles: 4, 90°, Box
<input type="button" value="Add to Inquiry list"/> <input type="button" value="PDF Datasheet"/>						