



Micro Commercial Components



Micro Commercial Components
20736 Marilla Street Chatsworth
CA 91311
Phone: (818) 701-4933
Fax: (818) 701-4939

BAT54TW/ADW/
CDW/SDW/BRW

Features

- Lead Free Finish/RoHS Compliant(Note 1) ("P" Suffix designates RoHS Compliant. See ordering information)
Fast Switching and Low Forward Voltage Drop
Ultra-Small Surface Mount Package
PN Junction Guard Ring for Transient and ESD Protection
Available in Lead Free Version
Epoxy meets UL 94 V-0 flammability rating
Moisture Sensitivity Level 1

Maximum Ratings

Table with 3 columns: Parameter, Symbol, Value. Rows include Continuous Reverse Voltage (30V), Forward Continuous Current (200mA), Repetitive Peak Forward Current (300mA), Peak Forward Current (600mA), Power Dissipation (200mW), Thermal Resistance (625°C/W), Storage Temperature Range (-65°C to 125°C), Operating Temperature Range (-65°C to 125°C).

Electrical Characteristics @ 25°C Unless Otherwise Specified

Table with 4 columns: Ratings, Symbol, Max., Notes. Rows include Forward Voltage at various currents (Note 2), Reverse Current (V_R = 25V), Reverse Breakdown Voltage (>30V), Capacitance (Measured at 1.0MHz, V_R=1.0V), Reverse Recovery Time (I_F=I_R=10mA; I_REC=1mA, R_L=100Ω).

Notes: 1. High Temperature Solder Exemption Applied, see EU Directive Annex 7.
2. Short duration test pulse used to minimize self-heating effect

200mWatt, 30Volt
Schottky Barrier Diode

SOT-363

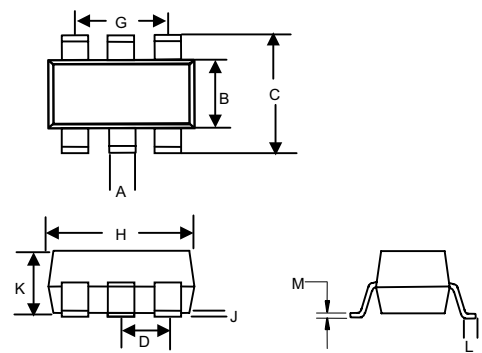


Table with 6 columns: DIM, INCHES (MIN, MAX), MM (MIN, MAX), NOTE. Rows A through M provide specific dimension values.

BAT54TW/ADW/CDW/SDW/BRW

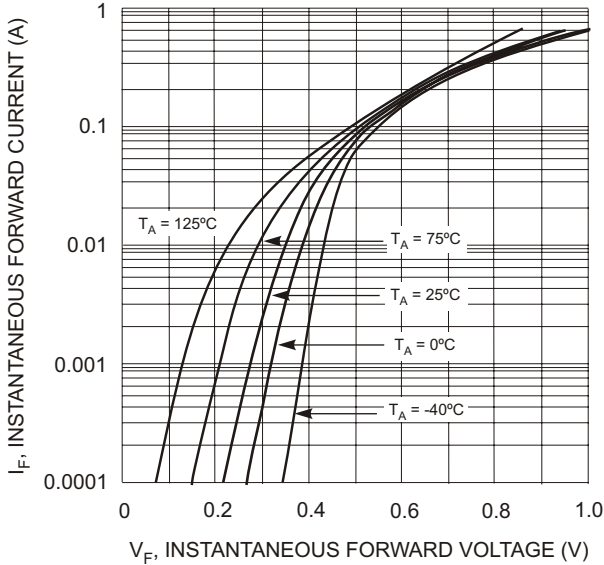


Fig. 1 Forward Characteristics

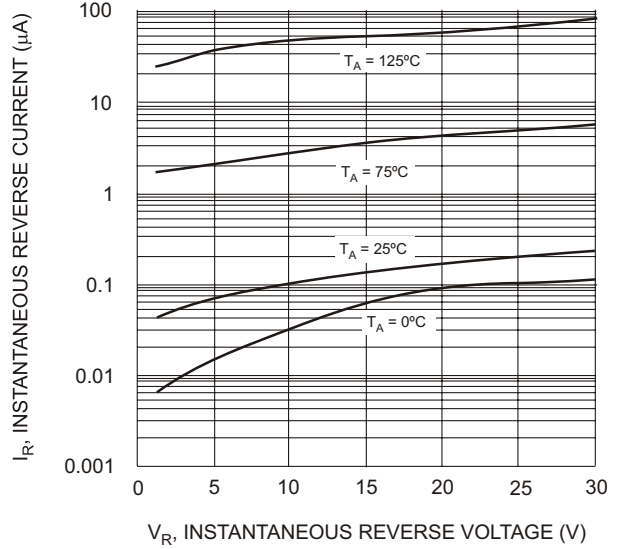


Fig. 2 Typical Reverse Characteristics

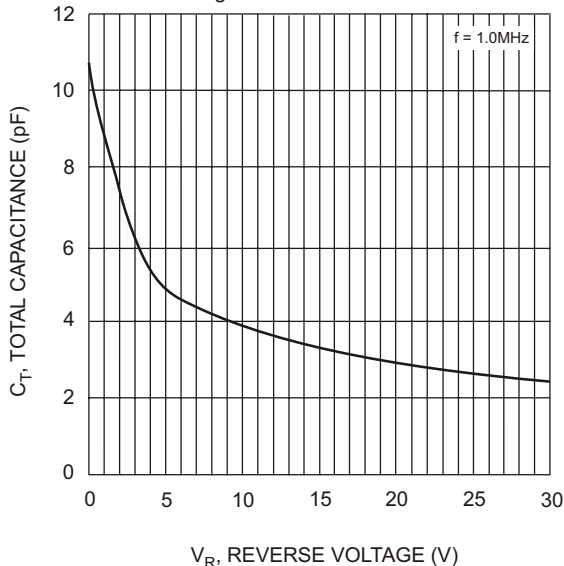


Fig. 3 Typical Capacitance vs. Reverse Voltage

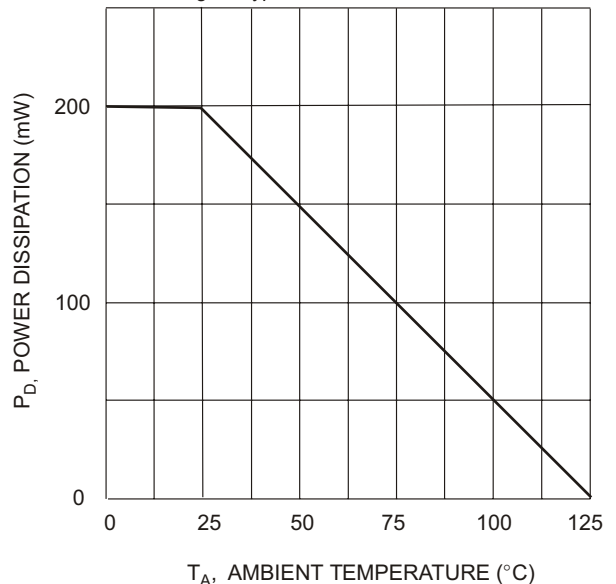
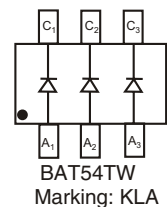
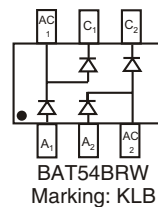
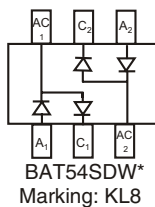
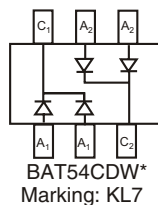
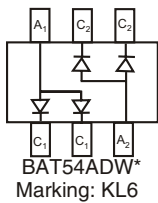


Fig. 4 Power Derating Curve



*Symmetrical configuration, no orientation indicator.



Micro Commercial Components

Ordering Information :

Device	Packing
Part Number-TP	Tape&Reel: 3Kpcs/Reel

*****IMPORTANT NOTICE*****

Micro Commercial Components Corp. reserves the right to make changes without further notice to any product herein to make corrections, modifications , enhancements , improvements , or other changes . **Micro Commercial Components Corp .** does not assume any liability arising out of the application or use of any product described herein; neither does it convey any license under its patent rights ,nor the rights of others . The user of products in such applications shall assume all risks of such use and will agree to hold **Micro Commercial Components Corp .** and all the companies whose products are represented on our website, harmless against all damages.

*****LIFE SUPPORT*****

MCC's products are not authorized for use as critical components in life support devices or systems without the express written approval of Micro Commercial Components Corporation.

*****CUSTOMER AWARENESS*****

Counterfeiting of semiconductor parts is a growing problem in the industry. Micro Commercial Components (MCC) is taking strong measures to protect ourselves and our customers from the proliferation of counterfeit parts. MCC strongly encourages customers to purchase MCC parts either directly from MCC or from Authorized MCC Distributors who are listed by country on our web page cited below. Products customers buy either from MCC directly or from Authorized MCC Distributors are genuine parts, have full traceability, meet MCC's quality standards for handling and storage. **MCC will not provide any warranty coverage or other assistance for parts bought from Unauthorized Sources.** MCC is committed to combat this global problem and encourage our customers to do their part in stopping this practice by buying direct or from authorized distributors.