

PLEASE CHECK WWW.MOLEX.COM FOR LATEST PART INFORMATION

Part Number: [0398800604](#)
Status: **Active**
Description: 5.08mm (.200") Pitch Beau™ Eurostyle™ Medium Profile, Two Level Terminal Block, Modular, 4 Circuits

Documents:

[3D Model](#)
[Drawing \(PDF\)](#)

[RoHS Certificate of Compliance \(PDF\)](#)

Agency Certification

UL E48521

General

Product Family	Terminal Blocks
Series	39880
Application	Wire-to-Board
Component Type	One Piece
Product Literature Order No	USA-263
Product Name	Eurostyle™ Multi-Level
Type	Euro Block

Physical

Circuits (Loaded)	4
Entry Angle	Horizontal
Flammability	94V-0
Lock to Mating Part	None
Number of Rows	2
Orientation	Vertical
PC Tail Length (in)	0.150 In
PC Tail Length (mm)	3.80 mm
PCB Retention	None
PCB Thickness Recommended (in)	0.102 In
PCB Thickness Recommended (mm)	2.60 mm
Panel Mount	No
Pitch - Mating Interface (in)	0.200 In
Pitch - Mating Interface (mm)	5.08 mm
Pitch - Term. Interface (in)	0.200 In
Pitch - Term. Interface (mm)	5.08 mm
Polarized to Mating Part	N/A
Shrouded	Fully
Stackable	Yes
Temperature Range - Operating	110°C
Wire Size AWG	12, 14, 16, 18, 20, 22, 24, 26, 28, 30
Wire Size mm²	0.20 - 2.50

Electrical

Current - Maximum per Contact	17.5A
Voltage - Maximum	300V

Solder Process Data

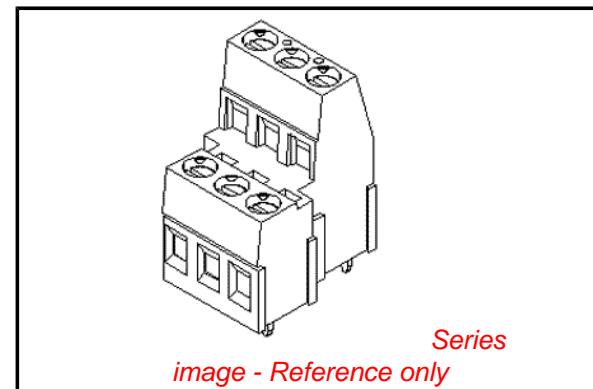
Lead-free Process Capability Wave Capable (TH only)

Material Info

Old Part Number 882204

Reference - Drawing Numbers

Sales Drawing SD-39880-008



EU RoHS

ELV and RoHS
Compliant
REACH SVHC
 Not Reviewed
Halogen-Free
Status
Not Reviewed

China RoHS



Need more information on product environmental compliance?

Email productcompliance@molex.com
 For a multiple part number RoHS Certificate of Compliance, [click here](#)

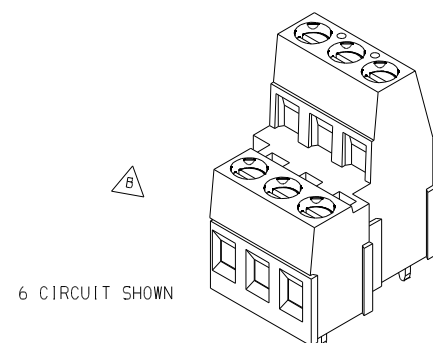
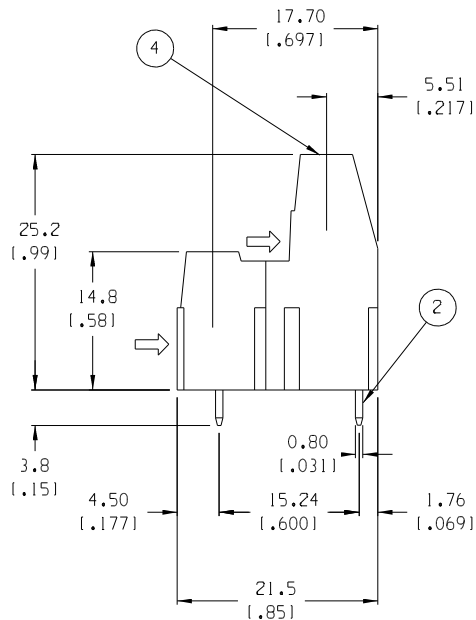
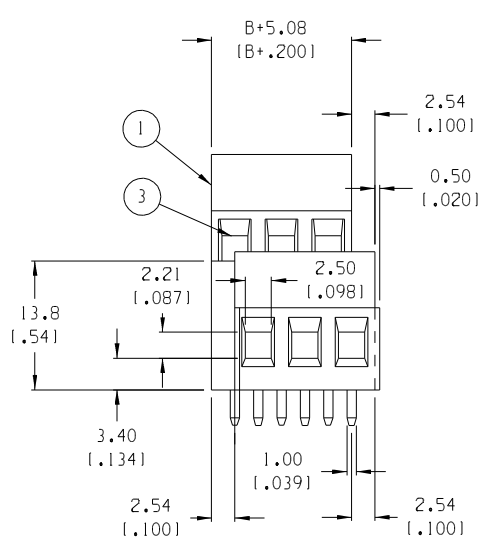
Please visit the [Contact Us](#) section for any non-product compliance questions.

Search Parts in this Series

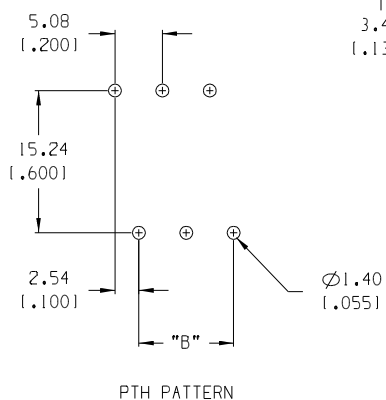
[39880Series](#)

This document was generated on 04/26/2010

PLEASE CHECK WWW.MOLEX.COM FOR LATEST PART INFORMATION



NO. OF CIRCUITS "XX"	DIM. "B"	MATERIAL NO.
04	5.08 (.200)	39880-0604
06	10.16 (.400)	39880-0606
08	15.24 (.600)	39880-0608
10	20.32 (.800)	39880-0610
12	25.40 (1.000)	39880-0612
14	30.48 (1.200)	39880-0614
16	35.56 (1.400)	39880-0616
18	40.64 (1.600)	39880-0618
20	45.72 (1.800)	39880-0620
22	50.80 (2.000)	39880-0622
24	55.88 (2.200)	39880-0624
26	60.96 (2.400)	39880-0626
28	66.04 (2.600)	39880-0628
30	71.12 (2.800)	39880-0630
32	76.20 (3.000)	39880-0632
34	81.28 (3.200)	39880-0634
36	86.36 (3.400)	39880-0636
38	91.44 (3.600)	39880-0638
40	96.52 (3.800)	39880-0640
42	101.60 (4.000)	39880-0642
44	106.68 (4.200)	39880-0644
46	111.76 (4.400)	39880-0646
48	116.84 (4.600)	39880-0648



- NOTES:
1. MATERIAL: SEE TABLE
 2. FINISHES: SEE TABLE
 3. PRODUCT SPECIFICATION: NOT REQUIRED
 4. PACKAGING: NOT REQUIRED
 5. MATES WITH: NONE
 6. "XX" REFERS TO THE QUANTITY OF CIRCUITS.

ITEM	QTY.	DESCRIPTION	MATERIAL	FINISH
4	XX	SCREW, M3	BRONZE	NICKEL
3	XX	CAGE CLAMP	BRASS	NICKEL
2	XX	TERMINAL	PHOSPHOR BRONZE	HOT TIN DIP
1	1	INSULATOR, TWO LEVEL	POLYAMIDE	BLACK

EC NO. ECN# 3963
 DRAWN: CY 12-23-04
 CH:KT
 APPR:

QUALITY SYMBOLS
 MAJOR
 CRITICAL
 SPC
 S

DESCRIPTION
 REV

GENERAL TOLERANCES: (UNLESS SPECIFIED)

	mm	INCH
4 PLACES	±.0015	
3 PLACES	±.038	±.005
2 PLACES	±.13	±.01
1 PLACE	±.3	

ANGULAR: ±2°

DRAFT WHERE APPLICABLE MUST REMAIN WITHIN DIMENSIONS

SCALE 2:1

DESIGN UNITS
 mm INCH

THIRD ANGLE PROJECTION

DRAWN BY & DATE
 R. KEMP 12-4-01

CHECKED BY & DATE
 P. WALTZ 12-6-01

APPROVED BY & DATE
 L. ROTHHAUS 12-6-01

CAD FILENAME
 8822XX.PRT

PROJECT NO. N/A

DIMENSIONS:
 mm (INCH) INCH (mm) mm ONLY

SHT REV
 REVISE ON CAD ONLY

TITLE: 5.08mm (.200") EUROSTYLE MID, TWO LEVEL FIXED BLOCK

MATERIAL NO. SEE CHART

DRAWING NO. SD-39880-008

SHEET NO. 1 OF 1

SIZE B

THIS DRAWING CONTAINS INFORMATION THAT IS PROPRIETARY TO MOLEX INCORPORATED AND SHOULD NOT BE USED WITHOUT WRITTEN PERMISSION.