

PLEASE CHECK WWW.MOLEX.COM FOR LATEST PART INFORMATION

Part Number: [0022153123](#)
Status: **Active**
Overview:
Description: 2.54mm (.100") Right Angle, Non-ZIF, Low Profile Receptacle, 12 Circuits

Agency Certification

UL E29179

General

Product Family FFC/FPC Connectors
 Series 5229
 Overview ffc_fpc_throughhole
 Product Name N/A

Physical

Circuits (Loaded) 12
 Contact Position Bottom
 Entry Angle 90° Angle
 Flammability 94V-0
 Mated Height (in) 0.260 In
 Mated Height (mm) 6.60 mm
 Number of Rows 1
 Orientation Right Angle
 PC Tail Length (in) 0.142 In
 PC Tail Length (mm) 3.60 mm
 PCB Retention None
 Packaging Type Tray
 Pitch - Mating Interface (in) 0.100 In
 Pitch - Mating Interface (mm) 2.54 mm
 Polarized to PCB No
 Stackable No
 Surface Mount Compatible (SMC) No
 Temperature Range - Operating -40°C to +105°C
 Termination Interface: Style Through Hole
 Wire/Cable Type FFC/FPC

Electrical

Current - Maximum per Contact 0.5A, 1A
 Voltage - Maximum 200V

Material Info

Old Part Number 5229-12APB

Reference - Drawing Numbers

Packaging Specification SPK-5229-001
 Product Specification PS-5229-003, PS-5229-004, PS-5229-005,
 PS-5229-006, PS-5229-007
 Sales Drawing SD-5229-NAPB

EU RoHS

**ELV and RoHS
 Compliant**

REACH SVHC

Contains SVHC: No

Halogen-Free

Status

Not Reviewed

China RoHS



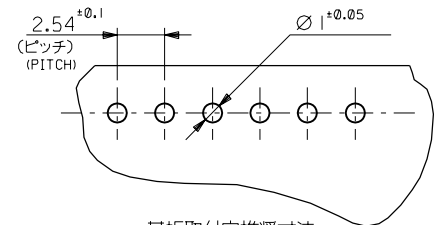
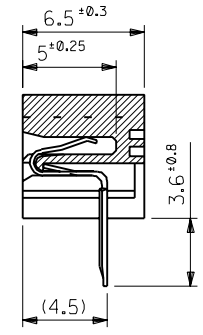
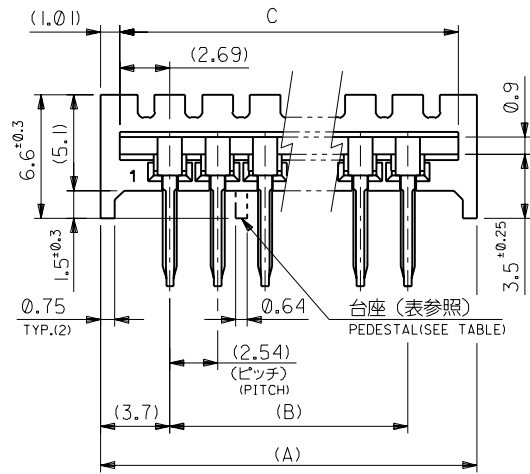
**Need more information on product
 environmental compliance?**

Email productcompliance@molex.com
 For a multiple part number RoHS Certificate of
 Compliance, [click here](#)

Please visit the [Contact Us](#) section for any
 non-product compliance questions.

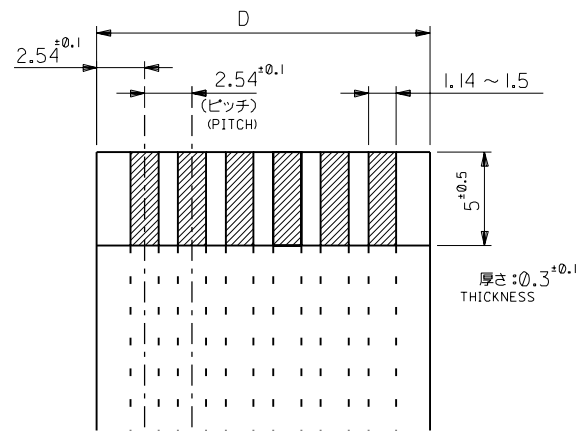
Search Parts in this Series

[5229Series](#)



基板取付穴推奨寸法
RECOMMENDED PC BOARD HOLE DIMENSION

9&10, 18&19	71.12	71.42	66.04	73.44	22-15- 3273	5229- 27APB	27
8&9, 18&19	68.58	68.88	63.5	70.9	- 3263	- 26APB	26
8&9, 17&18	66.04	66.34	60.96	68.36	- 3253	- 25APB	25
8&9, 16&17	63.5	63.8	58.42	65.82	- 3243	- 24APB	24
8&9, 15&16	60.96	61.26	55.88	63.28	- 3233	- 23APB	23
7&8, 15&16	58.42	58.72	53.34	60.74	- 3223	- 22APB	22
7&8, 14&15	55.88	56.18	50.8	58.2	- 3213	- 21APB	21
10&11	53.34	53.64	48.26	55.66	- 3203	- 20APB	20
9&10	50.8	51.1	45.72	53.12	- 3193	- 19APB	19
9&10	48.26	48.56	43.18	50.58	- 3183	- 18APB	18
8&9	45.72	46.02	40.64	48.04	- 3173	- 17APB	17
8&9	43.18	43.48	38.1	45.5	- 3163	- 16APB	16
7&8	40.64	40.94	35.56	42.96	- 3153	- 15APB	15
7&8	38.1	38.4	33.02	40.42	- 3143	- 14APB	14
6&7	35.56	35.86	30.48	37.88	- 3133	- 13APB	13
6&7	33.02	33.32	27.94	35.34	- 3123	- 12APB	12
5&6	30.48	30.78	25.4	32.8	- 3113	- 11APB	11
—	27.94	28.24	22.86	30.26	- 3103	- 10APB	10
—	25.4	25.7	20.32	27.72	- 3093	- 09APB	9
—	22.86	23.16	17.78	25.18	- 3083	- 08APB	8
—	20.32	20.62	15.24	22.64	- 3073	- 07APB	7
—	17.78	18.08	12.7	20.1	- 3063	- 06APB	6
—	15.24	15.54	10.16	17.56	- 3053	- 05APB	5
—	12.7	13	7.62	15.02	- 3043	- 04APB	4
—	10.16	10.46	5.08	12.48	22-15- 3033	5229- 03APB	3
合部位置 (単位) GIVEN THE LOCATION	D	C	B	A	EDP.NO.	ENG NO.	個数 NO. OF CKTS



適合FFC推奨寸法
APPLICABLE FFC RECOMMENDED DIMENSION

角度 ANGLE	±3°				
30以上 OVER	±0.3				
10以上 30未満 UNDER	±0.25	F	REVISED (JC2001-0774)	N.Y. S.K.	01/03/14
10未満 UNDER	±0.2	E	REDRAWN (JC70323)	M.H. M.F.	06/05/23
一般公差 GENERAL TOLERANCES	記号 LTR	変更内容 REVISION RECORD	DR. DATE	日付 DATE	

材料 MATERIAL	ハウジング: ポリエステル樹脂 (94V-0) ターミナル: 銅メッキ銅線 TERMINAL: PHOSPHOR BRONZE, PRE-TINNED PLATING
仕上げ FINISH	—
適用電線範囲 WIRE RANGE	—
被覆外径 INS. RANGE	—
DRAWN BY	06/05/23 M.HANAMURA S.KUNISHI
CHK'D BY	01/03/14
APP'D BY	01/03/14 M.FUKUSHIMA
尺度 SCALE	4:1

molex MOLEX-JAPAN CO.,LTD.
日本モレックス株式会社

REVISE ONLY ON CAD SYSTEM

TITLE 名称
F.F.C. CONN.
RECEPTACLE HSG ASS'Y

DWG. NO. SD-5229-NAPB

REV F