

Rectifier Diode

DS4000



Technical Data

Typical applications :All purpose power rectifier diodes, Non-controllable rectifiers . Free-wheeling diodes & welding.

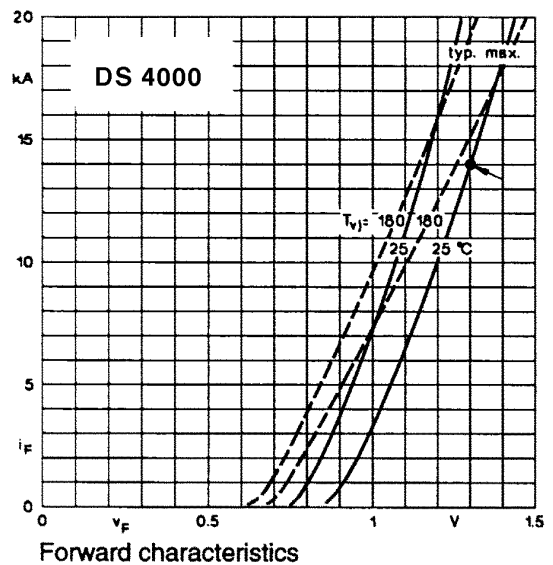
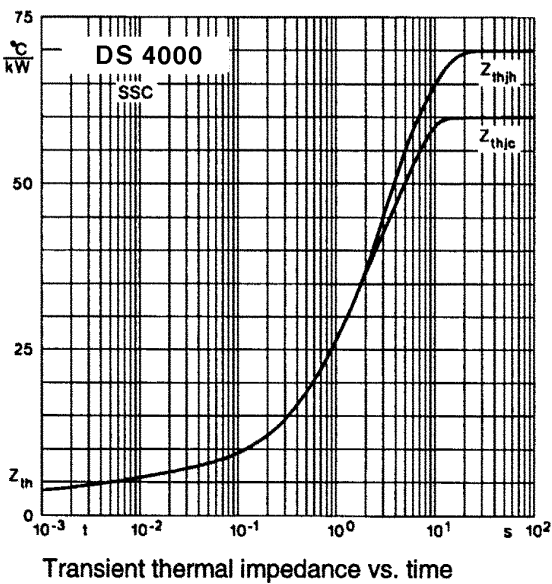
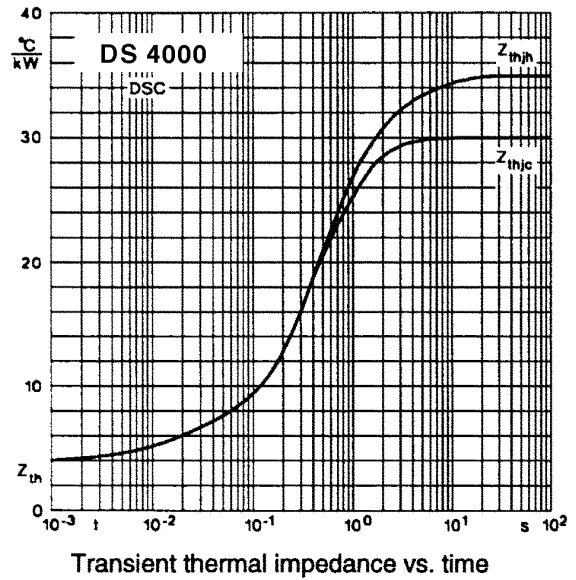
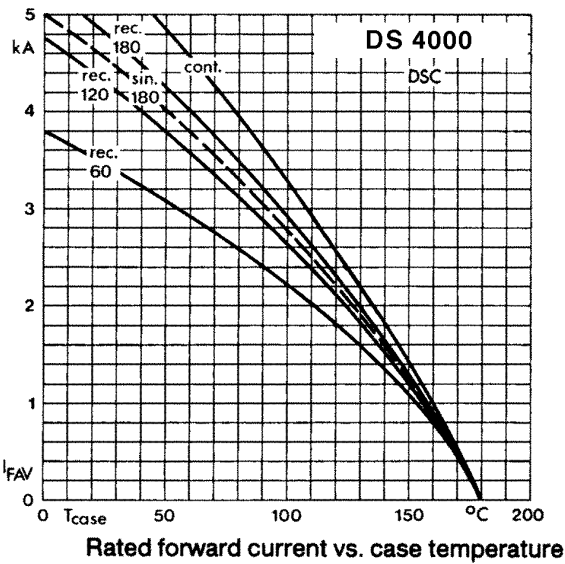
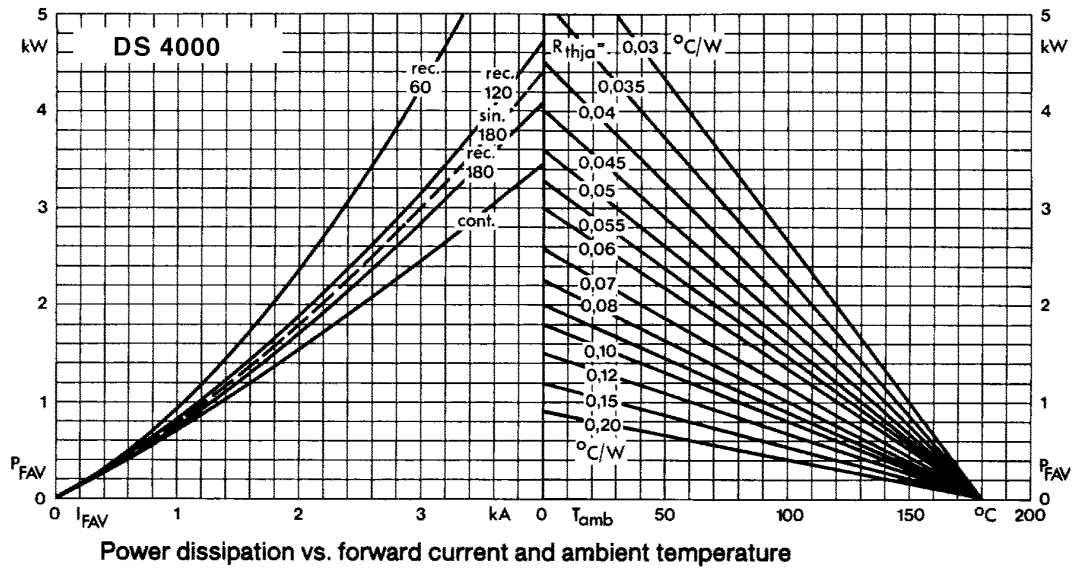
Type No.	V_{RRM} (Volts)	V_{RSM} (Volts)
DS4000/02	200	300
DS4000/04	400	500
DS4000/06	600	700

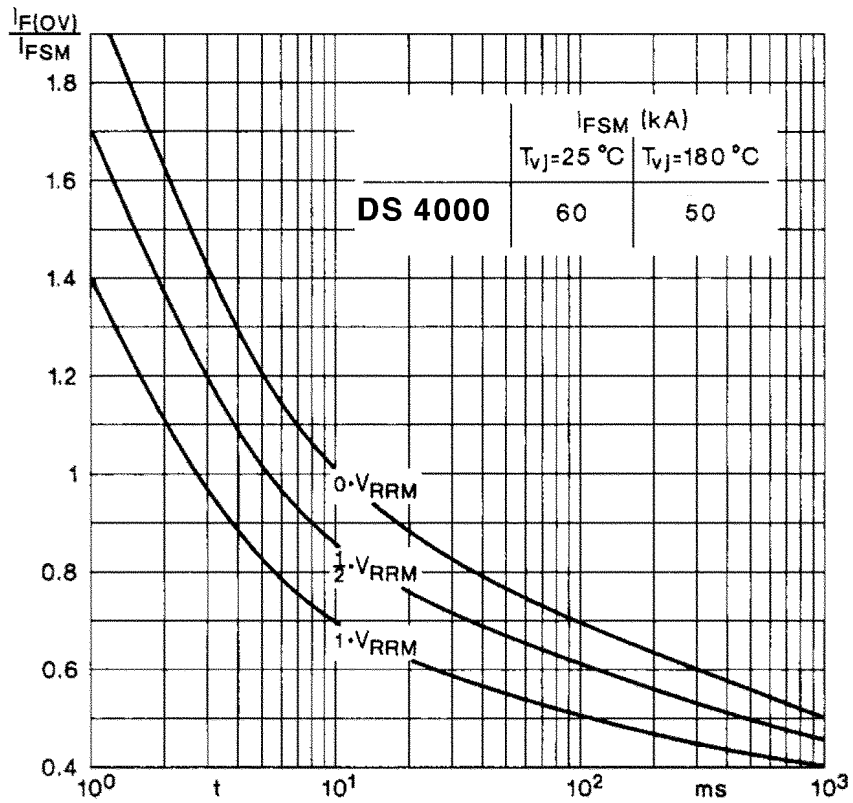
Features

- Reverse voltage upto 600V.
- Double side cooling.
- High surge capability.

Symbol	Conditions	Values
$I_{F(AV)}$	Sin 180 ; Tcase = 50 °C	4000 A
I_{FSM}	Tvj = 25 °C ; 10 ms Tvj = 180 °C ; 10 ms	60 KA 50 KA
I^2t	Tvj = 25 °C, 8.3.....10 ms Tvj = 180 °C, 8.3.....10 ms	18000000 A ² s 12500000 A ² s
I_{RRM}	Tvj = 180 °C	100 mA max
V_F	Tvj = 25 °C ; $I_F = 14000$ A	1.3V max
V_0	Tvj = 150 °C	0.70V
R_0	Tvj = 150 °C	0.040 m
$R_{th(j-c)}$ $R_{th(c-h)}$ T_{vj} T_{stg}		0.030 °C/W 0.0050 °C/W 180 °C -40.....+ 180 °C
Mounting Force	SI units	24 to 30 KN
Weight	Approx	130 g
Case outline		K



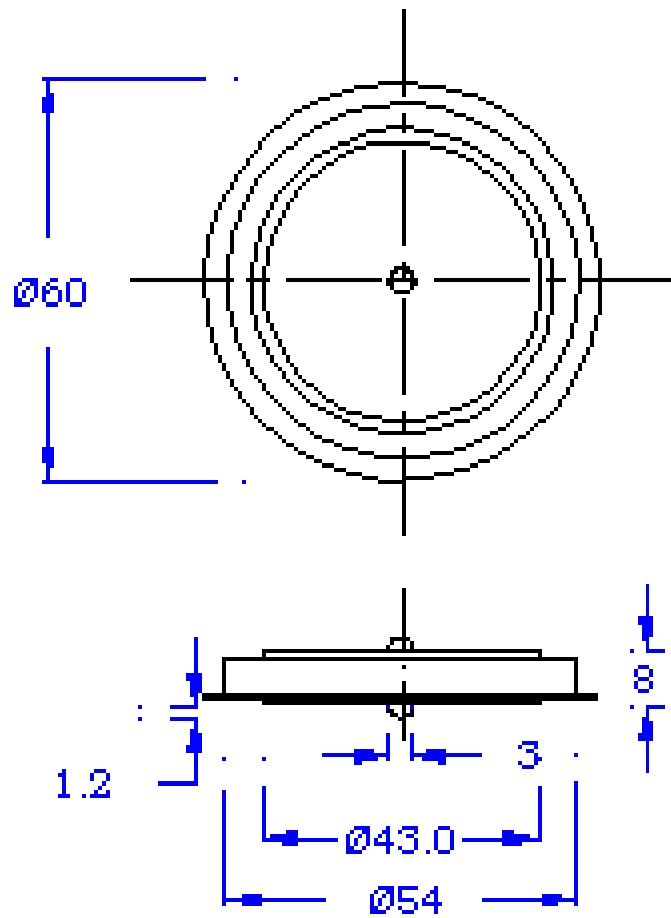




Surge overload current vs. time

PACAKAGE DEATILS

DO NOT SCALE



Nominal Weight : 130g
Clamping Force : 24KN to 30KN

All Dimensions in mm

Package Outline : K