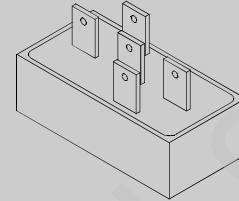


# 200 V - 1,000 V Three Phase Bridge

40.0 A - 60.0 A Forward Current

70 ns - 3000 ns Recovery Time

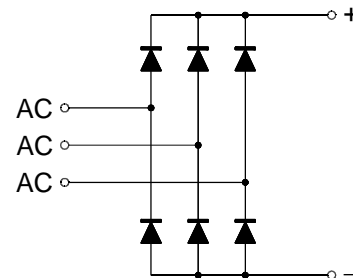
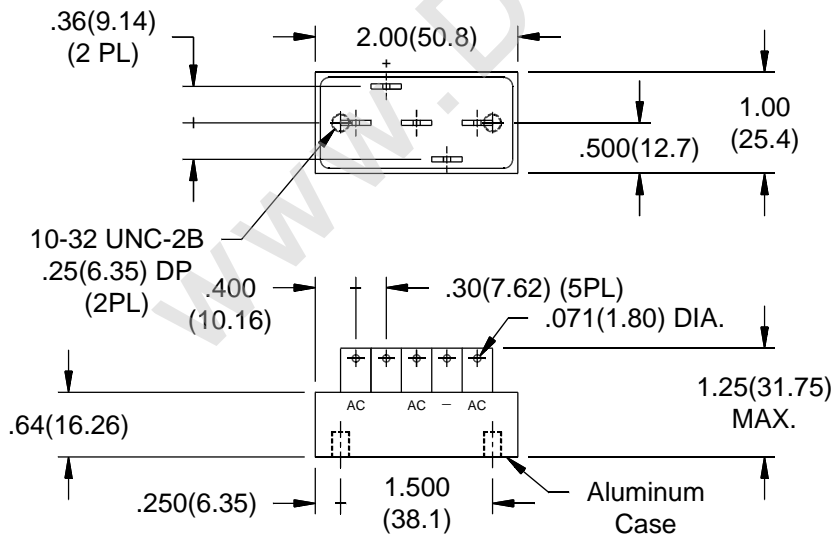
**3502 - 3510**  
**3502F - 3510F**  
**3502UF - 3510UF**



## ELECTRICAL CHARACTERISTICS AND MAXIMUM RATINGS

Part Number	Working Reverse Voltage (V <sub>rwm</sub> )	Average Rectified Current @TC (I <sub>o</sub> )		Reverse Current @ V <sub>rwm</sub> (I <sub>r</sub> )		Forward Voltage (V <sub>f</sub> )		1 Cycle Surge Current tp=8.3ms (I <sub>fsm</sub> )	Repetitive Surge Current (I <sub>frm</sub> )	Reverse Recovery Time (1) (T <sub>rr</sub> )	Thermal Impd. θ <sub>J-C</sub>
		55°C	100°C	25°C	100°C	25°C		25°C	25°C	25°C	
		Amps	Amps	µA	µA	Volts	Amps	Amps	Amps	ns	°C/W
3502	200	60.0	44.0	3.0	75	1.1	18.0	375	70	3000	0.5
3506	600	60.0	44.0	3.0	75	1.1	18.0	375	70	3000	0.5
3510	1000	60.0	44.0	3.0	75	1.2	18.0	375	70	3000	0.5
3502F	200	50.0	37.0	3.0	75	1.5	18.0	375	70	150	0.5
3506F	600	50.0	37.0	3.0	75	1.5	18.0	375	70	150	0.5
3510F	1000	50.0	37.0	3.0	75	1.8	18.0	375	70	150	0.5
3502UF	200	40.0	29.0	3.0	75	1.7	18.0	375	70	70	0.5
3506UF	600	40.0	29.0	3.0	75	1.7	18.0	375	70	70	0.5
3510UF	1000	40.0	29.0	3.0	75	2.1	18.0	375	70	70	0.5

(1)T<sub>rr</sub> Testing: I<sub>f</sub>=0.5A, I<sub>r</sub>=1.0A, I<sub>rr</sub>=0.25A \*Op. Temp. & Stg. Temp. = -55°C to +150°C Isolation Voltage: 2000V



Dimensions: In. (mm) • All temperatures are ambient unless otherwise noted. • Data subject to change without notice.



**VOLTAGE MULTIPLIERS INC.**  
 8711 W. Roosevelt Ave.  
 Visalia, CA 93291

•TEL 559-651-1402  
 •FAX 559-651-0740  
 www.voltagemultipliers.com

# 3502 - 3510 • 3502F - 3510F • 3502UF - 3510UF

