

PLEASE CHECK WWW.MOLEX.COM FOR LATEST PART INFORMATION

Part Number: [0015474096](#)
Status: **Active**
Overview: [cgrid_sl_products](#)
Description: 2.54mm (.100") C-Grid SL™ Single Row, Female, Version D Receptacle, 9 Circuits

Documents:

[3D Model](#) [Product Specification PS-70430 \(PDF\)](#)
[Drawing \(PDF\)](#) [RoHS Certificate of Compliance \(PDF\)](#)

Agency Certification

CSA LR19880
 UL E29179

General

Product Family FFC/FPC Connectors
 Series [70430](#)
 Comments Stackable Back-to-Back
 Overview [cgrid_sl_products](#)
 Product Name SL™

Physical

Circuits (Loaded) 9
 Color - Resin Black
 Contact Position N/A
 Durability (mating cycles max) 50
 Entry Angle Vertical
 Flammability 94V-0
 Material - Metal Phosphor Bronze
 Material - Plating Mating Gold
 Material - Plating Termination Tin
 Material - Resin Polyester Alloy
 Number of Rows 1
 Orientation Vertical
 PCB Retention None
 Packaging Type Tube
 Pitch - Mating Interface (in) 0.100 In
 Pitch - Mating Interface (mm) 2.54 mm
 Plating min: Mating (µin) 30
 Plating min: Mating (µm) 0.75
 Plating min: Termination (µin) 75
 Plating min: Termination (µm) 1.875
 Polarized to PCB No
 Stackable Yes
 Temperature Range - Operating -40°C to +105°C
 Termination Interface: Style IDT or Pierce
 Wire/Cable Type FFC/FPC

Electrical

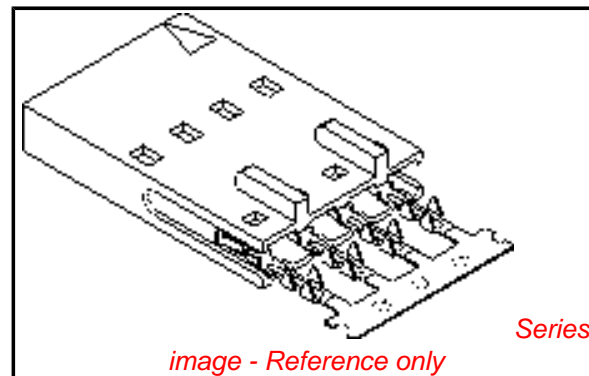
Current - Maximum per Contact 1A, 2A
 Voltage - Maximum 250V

Material Info

Old Part Number 70430-0428

Reference - Drawing Numbers

Product Specification PS-70430
 Sales Drawing SDA-70430-0421-0444



EU RoHS

ELV and RoHS Compliant
REACH SVHC Not Reviewed
Halogen-Free Status Not Reviewed

China RoHS



Need more information on product environmental compliance?

Email productcompliance@molex.com
 For a multiple part number RoHS Certificate of Compliance, [click here](#)

Please visit the [Contact Us](#) section for any non-product compliance questions.

Search Parts in this Series

[70430Series](#)

Mates With

[70004 Interim Clip](#), [70013 Interim Clip](#)

Application Tooling | FAQ

Tooling specifications and manuals are found by selecting the products below. Crimp Height Specifications are then contained in the Application Tooling Specification document.

Global

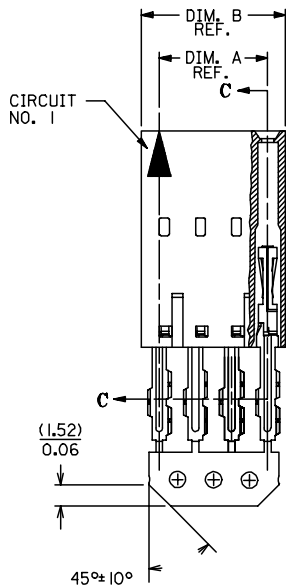
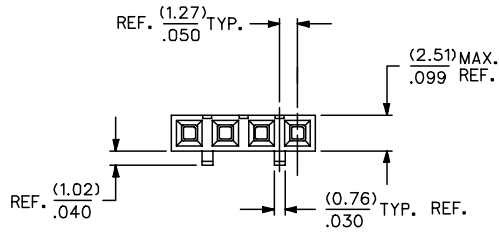
Description	Product #
Manual Ribbon Cable Cutter Hand Tool	0638170100
Tool Kit for Standard Manual Press FFC	0622007400
Standard Manual Press for FFC	0622007800
TM-42™ FFC and SL™ Termination Kit	0622018700

TM-42™ FFC and 0622020800
SL™ Press and
Termination Kit for
110v applications

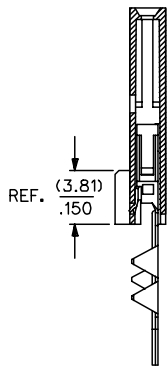
This document was generated on 05/18/2010

PLEASE CHECK WWW.MOLEX.COM FOR LATEST PART INFORMATION

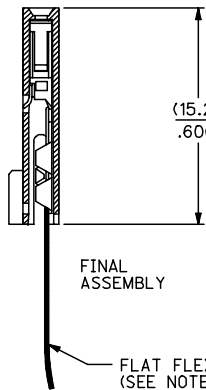
"D" - OPTION



SECTION C-C



PRE-LOAD ASSEMBLY

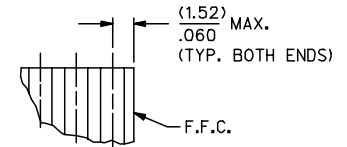


FINAL ASSEMBLY
FLAT FLEX CABLE (F.F.C.)
(SEE NOTE 1)

HOUSING MATERIAL: GLASS FILLED POLYESTER, UL 94V-0.
TERMINAL MATERIAL: PHOSPHOR BRONZE.
PLATING: 30 GOLD - .000030 MINIMUM
 - .000075 MINIMUM
 - .000050 MINIMUM

GOLD PLATE IN SELECT AREA,
TIN PLATE IN SELECT AREA,
NICKEL PLATE OVERALL.

CONTACT PLATING	COLOR CODE
TIN	NONE
15 GOLD	YELLOW
30 GOLD	RED



DETAIL - 1
(SEE NOTE 7)

ADD TOLERANCE FC NO. UCP2007-2849 DRAWN: MORGAN 2007/05/18 CHKD: MS BARRA 2007/05/21 APPR: SMILLER 2007/05/21 REVISIONS DESCRIPTION	QUALITY SYMBOLS	GENERAL TOLERANCES (UNLESS SPECIFIED)	DIMENSION STYLE	SCALE	DESIGN UNITS	THIRD ANGLE PROJECTION
	$\nabla=0$ $\nabla=0$	mm INCH 4 PLACES ± --- ± --- 3 PLACES ± --- ± .010 2 PLACES ± 0.25 ± .015 1 PLACE ± 0.38 ± --- ANGULAR ±1/2°	MM/IN	4:1	INCH	RAS DATE 1986/07/21 CHECKED BY DATE MJM 1986/07/21 APPROVED BY DATE WAZ 1986/07/21
	DRAFT WHERE APPLICABLE MUST REMAIN WITHIN DIMENSIONS	SEE TABLE	MATERIAL NO.	DOCUMENT NO.	ASSEMBLY, CONNECTOR FFC FEMALE SINGLE ROW (2.54)/.100 GRID MOLEX INCORPORATED	
					SDA-70430-0421-0444 SHEET NO. 1 OF 1	

- NOTES:
- 1) PRE LOADED ASSEMBLY TO BE USED WITH (0.30)/.012 MAX. THICK FLAT FLEX CABLE WITH (1.57)/.062 WIDE COPPER CONDUCTORS ON (2.54)/.100 CENTERS OR, (0.13)/.005 - (0.28)/.011 THICK MYLAR WITH (1.02)/.040 - (1.65)/.065 WIDE SILVER INK CONDUCTORS ON (2.54)/.100 CENTERS.
 - 2) STANDARD PACKING PER PK70873-0001 SHALL BE USED.
 - 3) SEE CHART FOR CIRCUIT SIZES, 'A' AND 'B' DIMENSIONS.
 - 4) TWO (2) CIRCUIT ASSEMBLIES SUPPLIED AS GROUPED PAIRS.
 - 5) PARTS STACKABLE SIDE TO SIDE ON (2.54)/.100 CENTERS.
 - 6) PART MATES WITH (0.64)/.025 SQ. PINS, (8.13)/.320 TO (5.08)/.200 LONG ON (2.54)/.100 CENTERS.
 - 7) SEE DETAIL 1 FOR MAXIMUM END DIMENSION OF F.F. CABLE. (RECOMMENDED WHEN USED WITH INTERIM CLIPS)
 - 8) PARTS CONFORM TO CLASS B OF COSMETIC SPECIFICATION PS-45499-002.

CKT. SIZE	EDP. NO.	ENG. NO.	A	B
2	015-47-4026	70430-0421	(2.54) .100	(5.05) .199
3	015-47-4036	70430-0422	(5.08) .200	(7.59) .299
4	015-47-4046	70430-0423	(7.62) .300	(10.13) .399
5	015-47-4056	70430-0424	(10.16) .400	(12.67) .499
6	015-47-4066	70430-0425	(12.70) .500	(15.21) .599
7	015-47-4076	70430-0426	(15.24) .600	(17.75) .699
8	015-47-4086	70430-0427	(17.78) .700	(20.29) .799
9	015-47-4096	70430-0428	(20.32) .800	(22.83) .899
10	015-47-4106	70430-0429	(22.86) .900	(25.37) .999
11	015-47-4116	70430-0430	(25.40) 1.000	(27.91) 1.099
12	015-47-4126	70430-0431	(27.94) 1.100	(30.45) 1.199
13	015-47-4136	70430-0432	(30.48) 1.200	(32.99) 1.299
14	015-47-4146	70430-0433	(33.02) 1.300	(35.53) 1.399
15	015-47-4156	70430-0434	(35.56) 1.400	(38.07) 1.499
16	015-47-4166	70430-0435	(38.10) 1.500	(40.61) 1.599
17	015-47-4176	70430-0436	(40.64) 1.600	(43.15) 1.699
18	015-47-4186	70430-0437	(43.18) 1.700	(45.69) 1.799
19	015-47-4196	70430-0438	(45.72) 1.800	(48.23) 1.899
20	015-47-4206	70430-0439	(48.26) 1.900	(50.77) 1.999
21	015-47-4216	70430-0440	(50.80) 2.000	(53.31) 2.099
22	015-47-4226	70430-0441	(53.34) 2.100	(55.85) 2.199
23	015-47-4236	70430-0442	(55.88) 2.200	(58.39) 2.299
24	015-47-4246	70430-0443	(58.42) 2.300	(60.93) 2.399
25	015-47-4256	70430-0444	(60.96) 2.400	(63.47) 2.499