

"PRELIMINARY"

2.45 GHz High Pass Filter

P/N 2450HP15A100

Detail Specification: 07/27/06

Page 1 of 2

General Specifications

Part Number	2450HP15A100
Freq Range (MHz)	2400 - 2500
Insertion Loss	0.85 dB max.
Return Loss	9.5 dB min.
Attenuation (min.)	25 dB @ 875 ~ 920MHz
Attenuation (min.)	20 dB @ 1705 ~ 1790MHz
Attenuation (min.)	19 dB @ 1845 ~ 1915MHz

Impedance	50 Ω
Operating Temperature	-40 to +85°C
Reel Quantity	4,000
Input Power	3 W max.

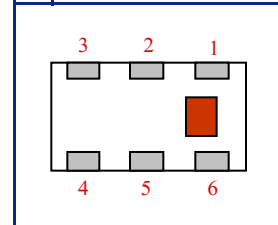
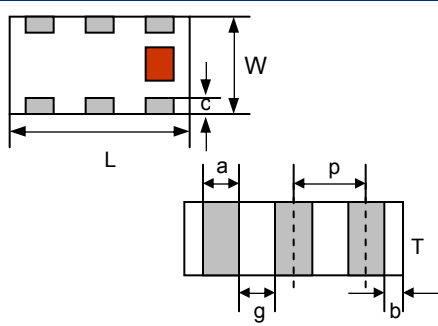
Termination Style	100% Tin	Suffix = "None"	eg. 2450HP15A100
	Tin / Lead	Suffix = "/Pb"	eg. 2450HP15A100/Pb

Terminal Configuration

No.	Function
1	GND
2	IN
3	GND
4	GND
5	OUT
6	GND

Mechanical Dimensions

	In	mm
L	0.079 ± 0.004	2.00 ± 0.10
W	0.049 ± 0.004	1.25 ± 0.10
T	0.037 ± 0.004	0.95 ± 0.10
a	0.012 ± 0.004	0.30 ± 0.10
b	0.008 ± 0.004	0.20 ± 0.10
c	0.008 +.004/-.008	0.20 +0.1/-0.2
g	0.014 ± 0.008	0.35 ± 0.20
p	0.026 ± 0.006	0.65 ± 0.15

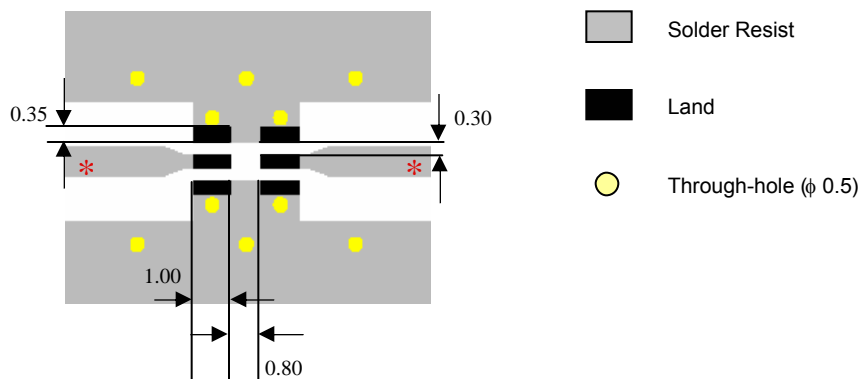


Mounting Considerations

Mount these devices with brown mark facing up.

Line width should be designed to provide 50Ω impedance matching characteristics.

Units: mm



Johanson Technology, Inc. reserves the right to make design changes without notice.

All sales are subject to Johanson Technology, Inc. terms and conditions.



www.johansontechnology.com

931 Via Alondra • Camarillo, CA 93012 • TEL 805.389.1166 FAX 805.389.1821

2003 Johanson Technology, Inc. All Rights Reserved

"High Frequency Ceramic Solutions"

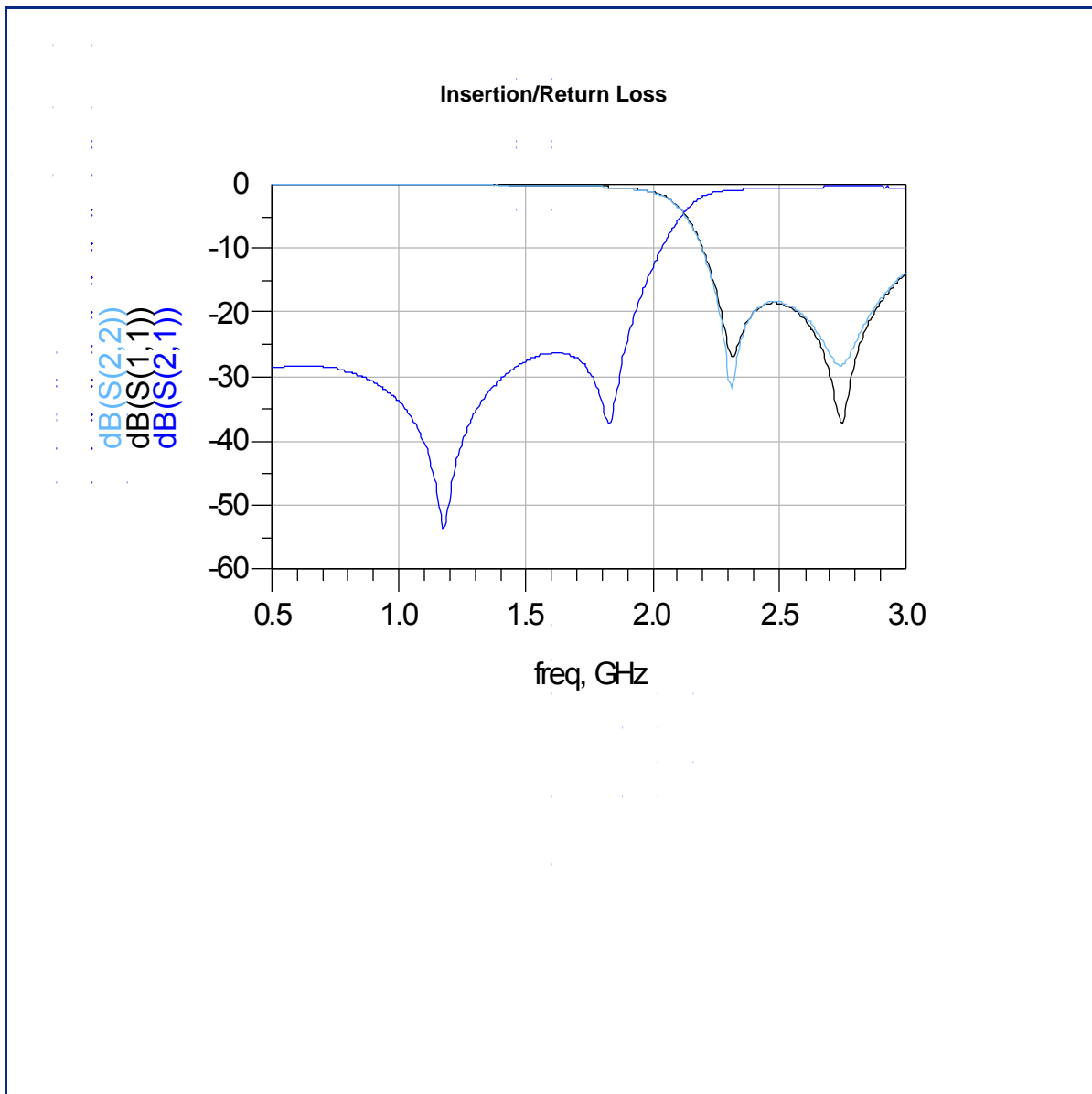
2.45 GHz High Pass Filter

P/N 2450HP15A100

Detail Specification: 07/27/06

Page 2 of 2

Typical Electrical Performance (T=25°C)



Johanson Technology, Inc. reserves the right to make design changes without notice.

All sales are subject to Johanson Technology, Inc. terms and conditions.



www.johansontechnology.com

931 Via Alondra • Camarillo, CA 93012 • TEL 805.389.1166 FAX 805.389.1821

2003 Johanson Technology, Inc. All Rights Reserved