



TAI-SAW TECHNOLOGY CO., LTD.

No. 3, Industrial 2nd Rd., Ping-Chen Industrial District,
Taoyuan, 324, Taiwan, R.O.C.

TEL: 886-3-4690038 FAX: 886-3-4697532

E-mail: tstsales@mail.taisaw.com Web: www.taisaw.com

Approval Sheet For Product Specification

Issued Date: Nov, 28, 2006

Product Name: SAW Filter 400 MHz SMD 5.0X5.0 mm

TST Parts No.: TB0448A

Customer Parts No.: _____

Company: _____
Division: _____
Approved by : _____
Date: _____

Checked by: _____ Bob Chau

Approval by: _____ Francis Chen

Date: _____ 11, 28, 2006



TAI-SAW TECHNOLOGY CO., LTD.

No. 3, Industrial 2nd Rd., Ping-Chen Industrial District,
Taoyuan, 324, Taiwan, R.O.C.

TEL: 886-3-4690038 FAX: 886-3-4697532

E-mail: tstsales@mail.taisaw.com Web: www.taisaw.com

SAW Filter 400MHz

MODEL NO.:TB0448A

REV. NO.:1

A. MAXIMUM RATING:

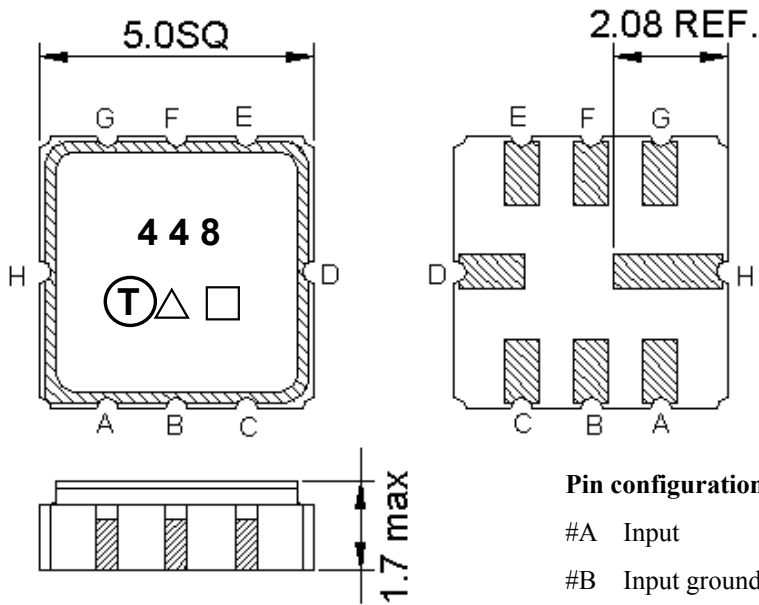
1. Input Power Level: 10 dBm
2. DC Voltage : 3V
3. Operating Temperature: -20°C to +75°C
4. Storage Temperature: -40°C to +85°C

RoHS Compliant
Lead free
Lead-free soldering

B. ELECTRICAL CHARACTERISTICS:

Item	Unit	Min.	Type.	Max.	Note
Center frequency, Fc	MHz	-	400	-	-
Max. Insertion loss (Fc ± 75 kHz) (excluding loss in matching elements)	dB	-	4.2	6.0	-
Max. Insertion loss (Fc ± 75 kHz) (including loss in matching elements)	dB	-	5.2	7.5	-
Passband Ripple (Fc ± 75 kHz)	dB	-	0.3	2	-
Group Delay Ripple (Fc ± 75 kHz)	μ sec	-	0.6	2	-
Relative Attenuation (relative to IL)					
Fc - 100 to Fc - 1.5 MHz	dB	35	58	-	-
Fc - 1.5 to Fc - 0.8 MHz	dB	20	58	-	-
Fc - 0.8 to Fc - 0.6 MHz	dB	10	60	-	-
Fc - 0.6 to Fc - 0.4 MHz	dB	7	33	-	-
Fc + 0.4 to Fc + 0.6 MHz	dB	7	33	-	-
Fc + 0.6 to Fc + 0.8 MHz	dB	10	55	-	-
Fc + 0.8 to Fc + 1.5 MHz	dB	20	55	-	-
Fc + 1.5 to Fc + 100 MHz	dB	35	52	-	-
Temperature coefficient of frequency TCf		-0.036 ppm/K ²			

C.OUTLINE DRAWING:



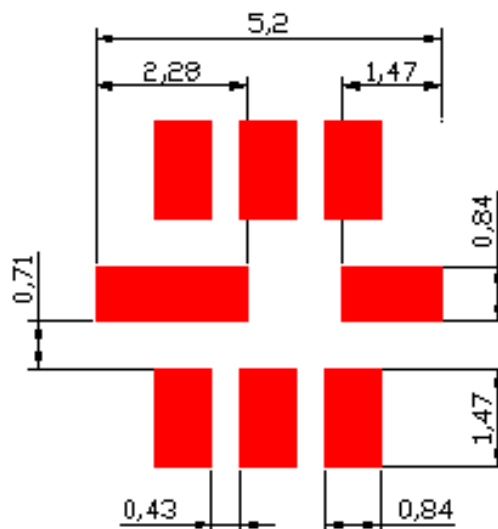
Pin configuration

- #A Input
- #B Input ground or balanced input
- #E Output
- #F Output ground or balanced output
- #C,D,G,H To be grounded
- △ Year code
- Date code
- Unit mm

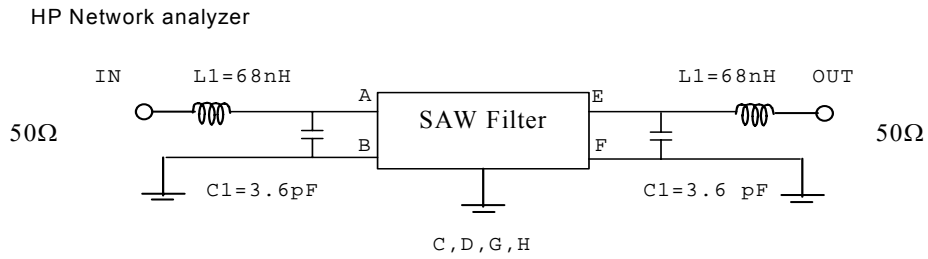
Product Year Code

Year	2001 2005	2002 2006	2003 2007	2004 2008
Product Code	B	b	<u>B</u>	<u>b</u>

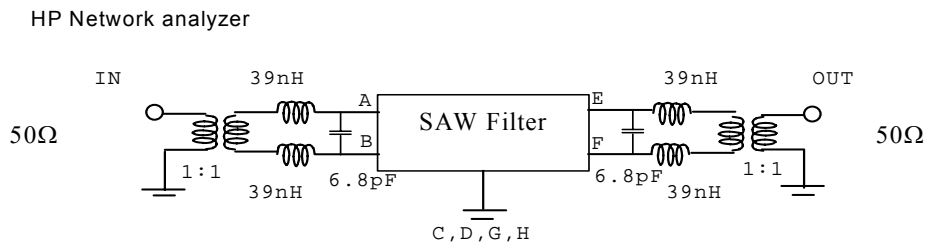
D. PCB Footprint:



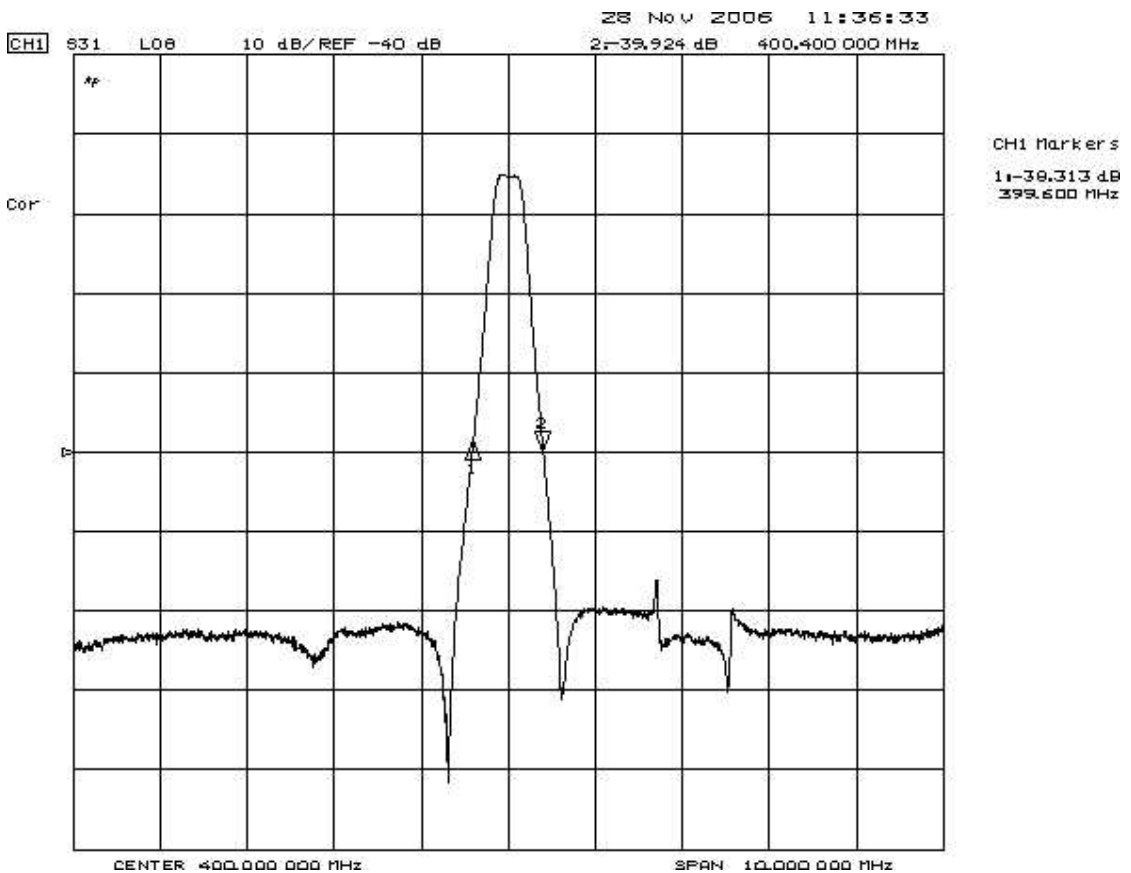
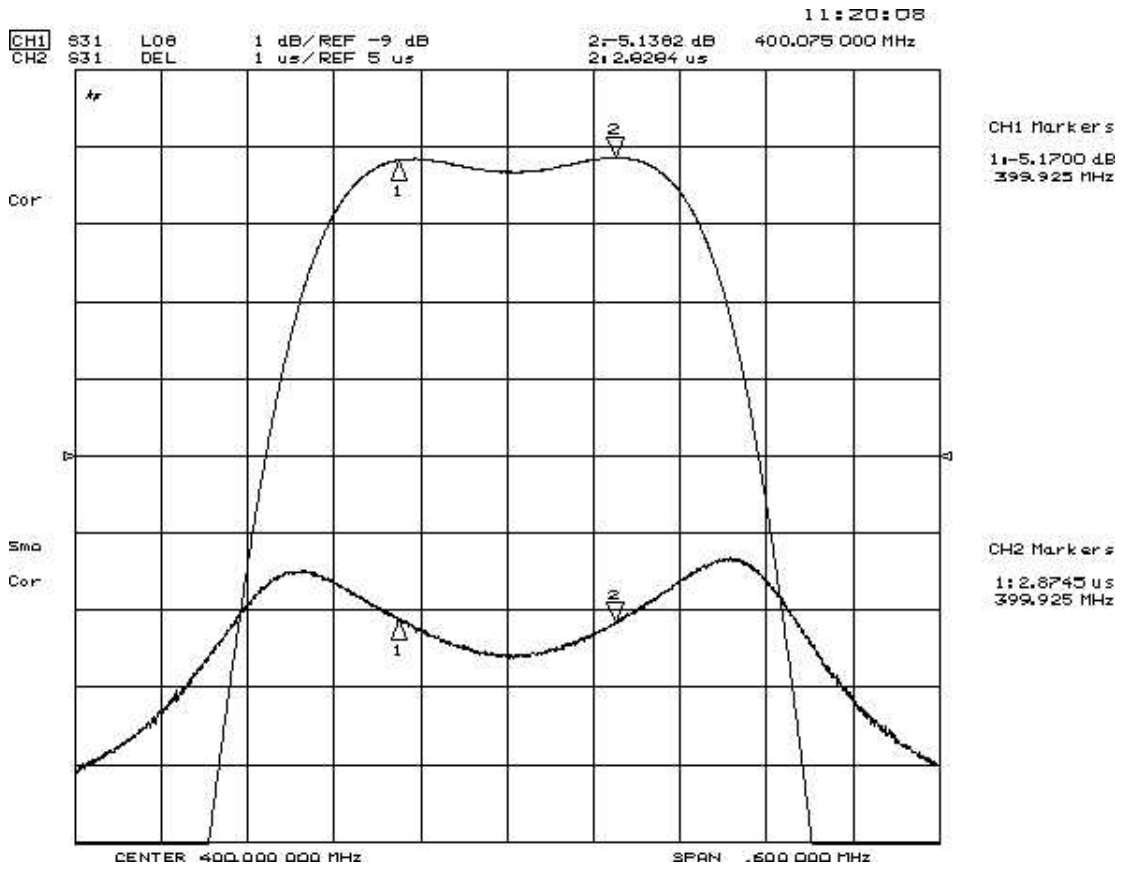
**E. MEASUREMENT CIRCUIT:
50 Ohm Test circuit (single-ended / single-ended)**



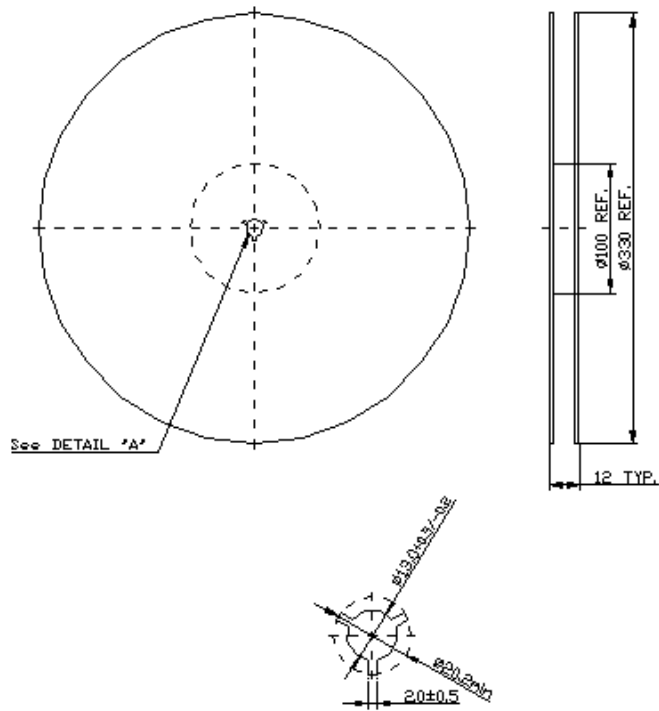
50 Ohm Test circuit (balanced-ended / balanced-ended)



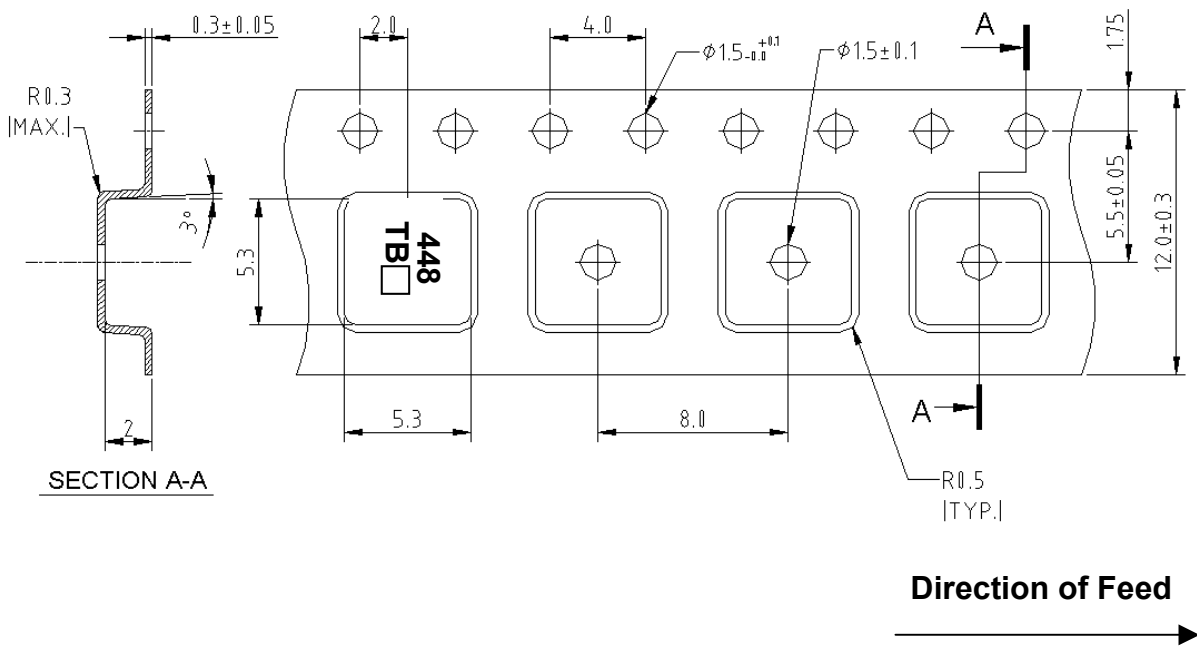
F. Frequency Characteristics :



G. PACKING:
1. REEL DIMENSION



2. TAPE DIMENSION



H. RECOMMENDED REFLOW PROFILE :

