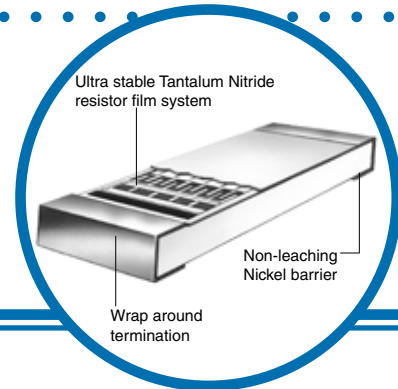


High Temperature TaNFilm[®] Chip Resistors

PFC HT Series

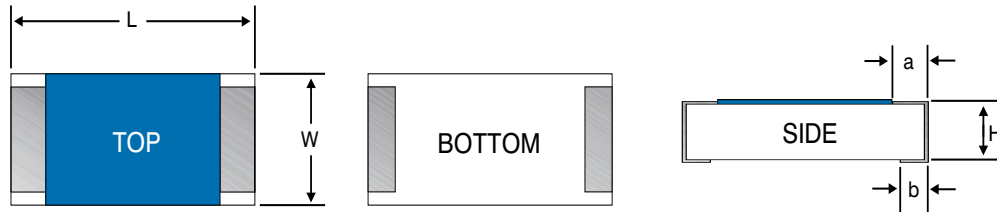
- Available in industry standard 0603, 0805 and 1206 chip sizes
- Gold and 100% tin (Pb-free) terminations available
- Self-passivating TaNFilm[®] element
- Absolute TCR to $\pm 25\text{ppm}/^\circ\text{C}$



Electrical Data

Model	Ohmic Range	Absolute TCR	Rated Power	Rated Voltage (not to exceed rated power)	Temperature Range	Termination	Substrate
W0603HT	10 Ω to 10K Ω	$\pm 100\text{ppm}/^\circ\text{C}$	0.0625W	33.3V	-55 $^\circ\text{C}$ to 200 $^\circ\text{C}$	Gold and 100% tin (Pb-free)	99.5% Alumina
	25 Ω to 10K Ω	$\pm 50\text{ppm}/^\circ\text{C}$					
	50 Ω to 10K Ω	$\pm 25\text{ppm}/^\circ\text{C}$					
W0805HT	10 Ω to 20K Ω	$\pm 100\text{ppm}/^\circ\text{C}$	0.100W	50V			
	25 Ω to 20K Ω	$\pm 50\text{ppm}/^\circ\text{C}$					
	50 Ω to 20K Ω	$\pm 25\text{ppm}/^\circ\text{C}$					
W1206HT	5 Ω to 85K Ω	$\pm 100\text{ppm}/^\circ\text{C}$	0.125W	100V			
	25 Ω to 85K Ω	$\pm 50\text{ppm}/^\circ\text{C}$					
	50 Ω to 85K Ω	$\pm 25\text{ppm}/^\circ\text{C}$					

Physical Data



	L	W	H	a	b
W0603	1.60 ± 0.1	0.79 ± 0.1	0.51 ± 0.1	0.30 ± 0.13	0.38 ± 0.13
W0805	2.06 ± 0.13	1.27 ± 0.13	0.51 ± 0.1	0.41 ± 0.20	0.41 ± 0.20
W1206	3.20 ± 0.15	1.60 ± 0.13	0.61 ± 0.1	0.64 ± 0.25	0.64 ± 0.25

General Note

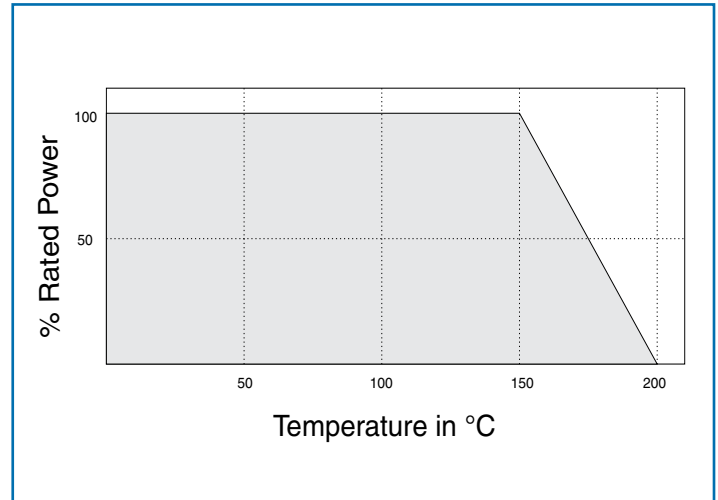
Welwyn Components reserves the right to make changes in product specification without notice or liability. All information is subject to Welwyn's own data and is considered accurate at time of going to print.

High Temperature TaNFilm[®] Chip Resistors

Performance Data

Environmental Test MIL-PRF-55342	Performance	
	Typical	Maximum
Thermal Shock	±0.02%	±0.10%
Short Time Overload	±0.02%	±0.05%
High Temperature Exposure	±0.03%	±0.10%
Effects of Solder	±0.01%	±0.10%
Moisture Resistance	±0.03%	±0.10%
Life (1000 hours, 200°C, no load)	±0.8%	±1.0%
Life (1000 hours, 150°C, rated power)	±0.2%	±0.5%

Rated Power vs Temperature Data



Ordering Data

W1206 HT - 01 - 100R - F

Chip Size

W1206; W0805; W0603

Termination

HT = High temperature chip resistor with gold plated terminations
HTLF = High temperature chip resistor with 100% tin (Pb-free) terminations

TCR Code

01 = ±100ppm/°C; 02 = ±50ppm/°C; 03 = ±25ppm/°C

Value (use IEC62 code)

Tolerance (use IEC62 code)

J = ±5%; G = ±2%; F = ±1%