

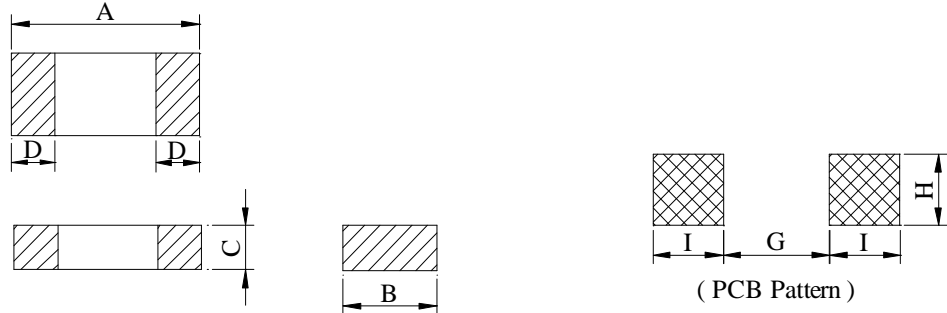
SPECIFICATION FOR APPROVAL

REF: 20090811-A

PAGE: 1

PROD. NAME	MULTILAYER CHIP INDUCTOR	ABC'S DWG NO.	MS20□□□□□□□□□□□□□□
		ABC'S ITEM NO.	

I . CONFIGURATION & DIMENSIONS :



Unit : m/m

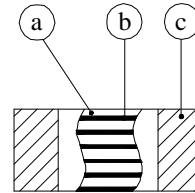
Series	A	B	C	D	G	H	I
MS2029	2.00±0.20	1.20±0.20	0.90±0.20	0.50±0.30	1.0	1.0	1.0
MS2022	2.00±0.20	1.20±0.20	1.20±0.20	0.50±0.30	1.0	1.0	1.0

II . SCHEMATIC DIAGRAM :



III . MATERIALS :

- a . Body : Ferrite
- b . Internal conductor : Silver or Ag / Pd
- c . Terminal : Cu/Sn
- d . Remark : Products comply with RoHS' requirements



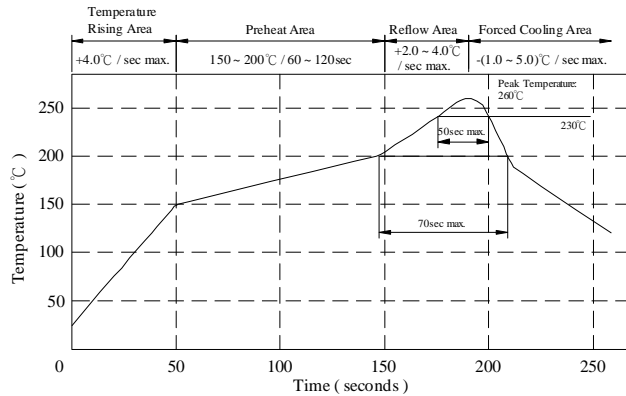
IV . GENERAL SPECIFICATION :

- a . Storage temp. : -40 ---- +105°C
- b . Operating temp. : -55 ---- +125°C
- c . Terminal Strength :

Type	F (kgf)	time (sec)
MS2022	0.8	30±5
MS2029	0.6	

- d . Solderability : Preheat : 150±25°C for 60 seconds
 Solder : Sn96.5 / Ag3 / Cu0.5 or equivalent
 Solder temp. : 260±5°C
 Flux : Rosin
 Dip time : 4±1 seconds

Peak Temp : 260°C max.
 Max time above 230°C : 50sec max.
 Max time above 200°C : 70sec max.



AR-001A

SPECIFICATION FOR APPROVAL

REF: 20090811-A

PAGE: 2

PROD. NAME	MULTILAYER CHIP INDUCTOR	ABC'S DWG NO.	MS20□□□□□□L□-□□□
		ABC'S ITEM NO.	

V . ELECTRICAL CHARACTERISTICS :

DWG No.	Inductance (μH)	Q min	Test Freq. (MHz)	SRF (MHz) min	RDC (Ω) max	IDC (mA) max
MS202947NML□-□□□	0.047±20%	15	50	320	0.20	300
MS202968NML□-□□□	0.068±20%	15	50	280	0.20	300
MS202982NML□-□□□	0.082±20%	15	50	255	0.20	300
MS2029R10ML□-□□□	0.100±20%	20	25	235	0.30	250
MS2029R12ML□-□□□	0.120±20%	20	25	220	0.30	250
MS2029R15ML□-□□□	0.150±20%	20	25	200	0.40	250
MS2029R18ML□-□□□	0.180±20%	20	25	185	0.40	250
MS2029R22ML□-□□□	0.220±20%	20	25	170	0.50	250
MS2029R27ML□-□□□	0.270±20%	20	25	150	0.50	250
MS2029R33ML□-□□□	0.330±20%	20	25	145	0.55	250
MS2029R39ML□-□□□	0.390±20%	25	25	135	0.65	200
MS2029R47ML□-□□□	0.470±20%	25	25	125	0.65	200
MS2029R56ML□-□□□	0.560±20%	25	25	115	0.75	150
MS2029R68ML□-□□□	0.680±20%	25	25	105	0.80	150
MS2029R82ML□-□□□	0.820±20%	25	25	100	1.00	150
MS20291R0ML□-□□□	1.000±20%	45	10	75	0.40	50
MS20291R2ML□-□□□	1.200±20%	45	10	65	0.50	50
MS20291R5ML□-□□□	1.500±20%	45	10	60	0.50	50
MS20291R8ML□-□□□	1.800±20%	45	10	55	0.60	50
MS20292R2ML□-□□□	2.200±20%	45	10	50	0.65	30
MS20222R7ML□-□□□	2.700±20%	45	10	45	0.75	30
MS20223R3ML□-□□□	3.300±20%	45	10	41	0.80	30
MS20223R9ML□-□□□	3.900±20%	45	10	38	0.90	30
MS20224R7ML□-□□□	4.700±20%	45	10	35	1.00	30
MS20225R6ML□-□□□	5.600±20%	50	4	32	0.90	15
MS20226R8ML□-□□□	6.800±20%	50	4	29	1.00	15

1). □ : Packaging Information... A : Bulk B : Taping Reel

2). "-" - : Reference code

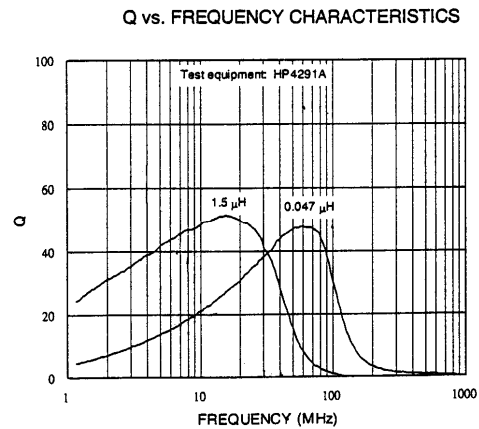
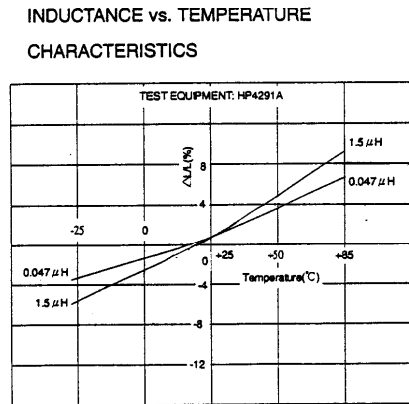
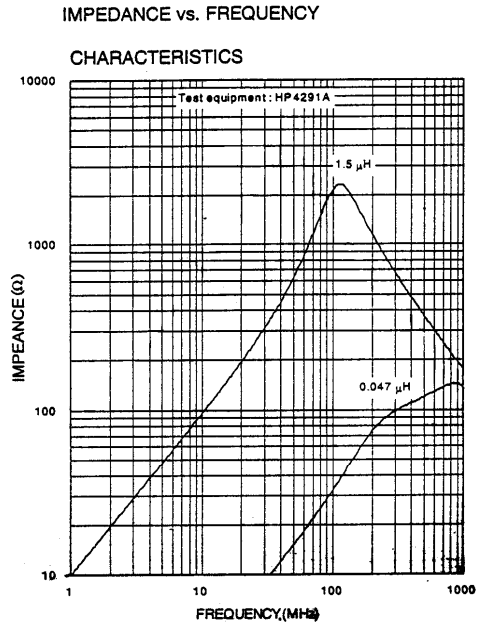
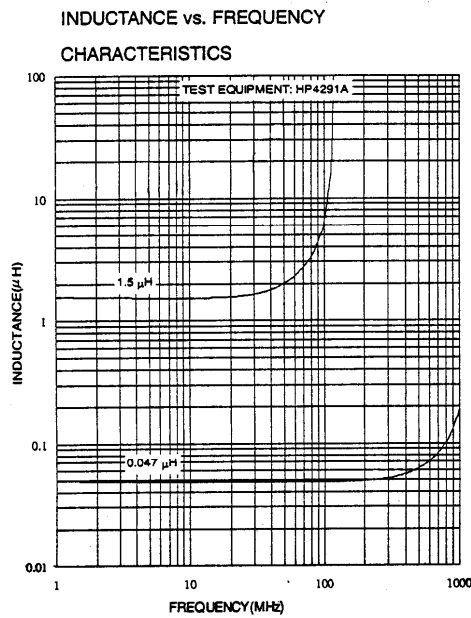
SPECIFICATION FOR APPROVAL

REF: 20090811-A

PAGE: 3

PROD. NAME	MULTILAYER CHIP INDUCTOR	ABC'S DWG NO. ABC'S ITEM NO.	MS20□□□□□□L□-□□□
---------------	--------------------------	---------------------------------	------------------

VI . CURVE :



AR-001A



SPECIFICATION FOR APPROVAL

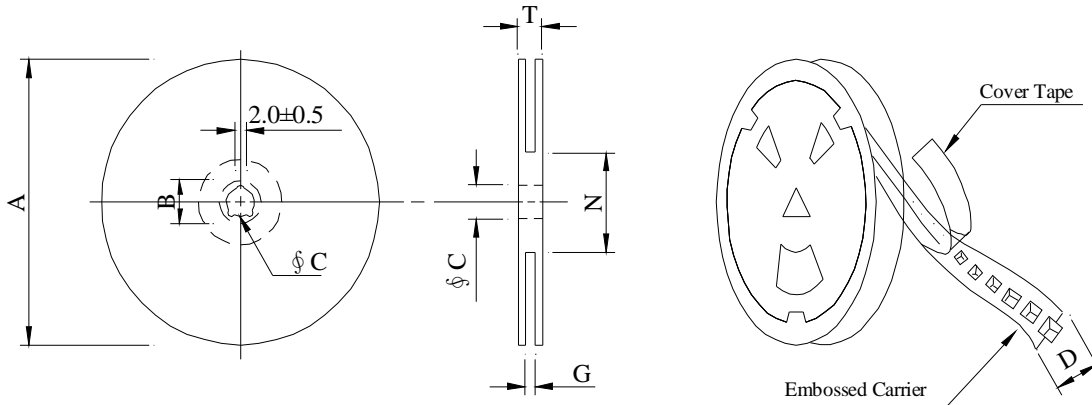
REF : 20090811-A

PAGE: 4

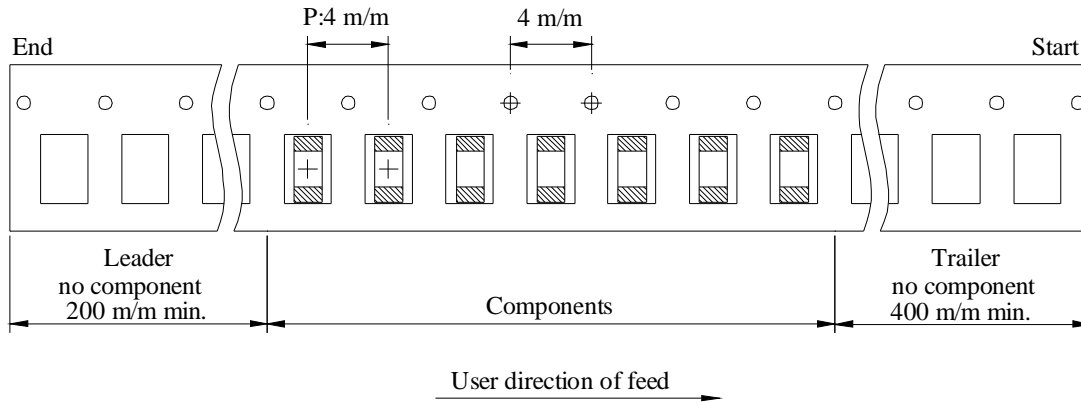
PROD. NAME	MULTILAYER CHIP INDUCTOR	ABC'S DWG NO.	MS20□□□□□□L□-□□□
		ABC'S ITEM NO.	

VII . PACKAGING INFORMATION :

(1) Confihuration



※Carrier tape width : D



(2) Dimensions

Unit:m/m

Style	A	B	C	D	G	N	T
07 - 08	178	21±0.8	13	8	10 ⁺⁰	50 ⁻⁰	12.5

(3) Q'TY & G.W. Per package

Series	Inner : Reel			Outer : Carton		
	Q'TY (pcs)	G.W. (gw)	Style	Q'TY(pcs)	G.W. (Kg)	Size (cm)
MS2029	4,000	120	07 - 08	200,000	8.5	41 x 39 x 22
MS2022	3,000	142	07 - 08	150,000	9.8	41 x 39 x 22

SPECIFICATION FOR APPROVAL

REF: 20090811-A

PAGE: 5

PROD. NAME	MULTILAYER CHIP INDUCTOR	ABC'S DWG NO. ABC'S ITEM NO.	MS20□□□□□□L□-□□□
---------------	--------------------------	-------------------------------------	------------------

(4) TYPE DIMENSIONS

Fig 1.

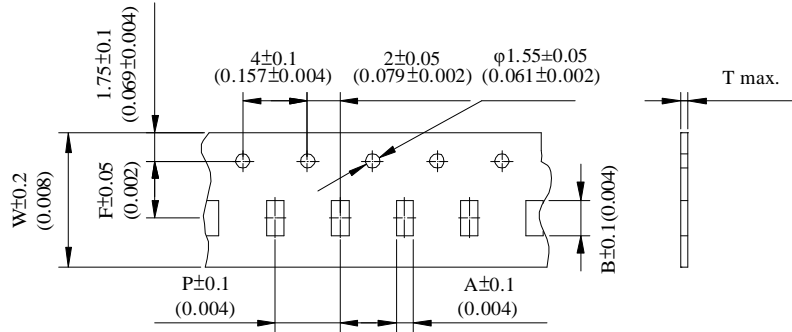
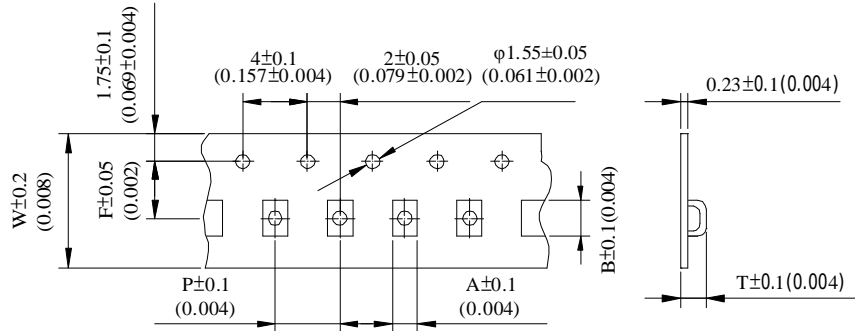


Fig 2.



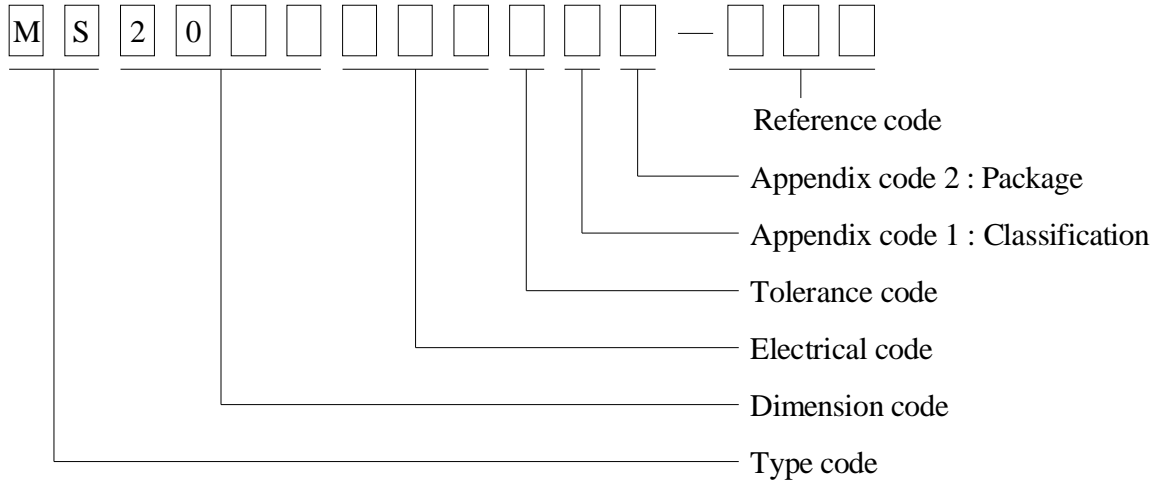
Unit:m/m

Type	A	B	F	P	T	W	Fig
MS2029	1.50	2.30	3.50	4.0	1.10	8.0	1
MS2022	1.50	2.30	3.50	4.0	1.46	8.0	2

SPECIFICATION FOR APPROVAL

PROD. NAME	MULTILAYER CHIP INDUCTOR	ABC'S DWG NO.	MS20□□□□□□L□-□□□
		ABC'S ITEM NO.	

VIII . DWGING NUMBER EXPRESSION :



Appendix code 1 : Product Classification

- L : Lead Free Standard products comply with RoHS' requirements
- 1 ~ 9 : Lead Free Special products comply with RoHS' requirements

Appendix code 2 : Package Information

Code	Inner package	Inner package Q'TY	Remark
A	T.B.D.	T.B.D.	
B	T / R (Reel package)	4000 pcs	MS2029
	T / R (Reel package)	3000 pcs	MS2022
C	T / R (Reel package)	3000 pcs	MS2022