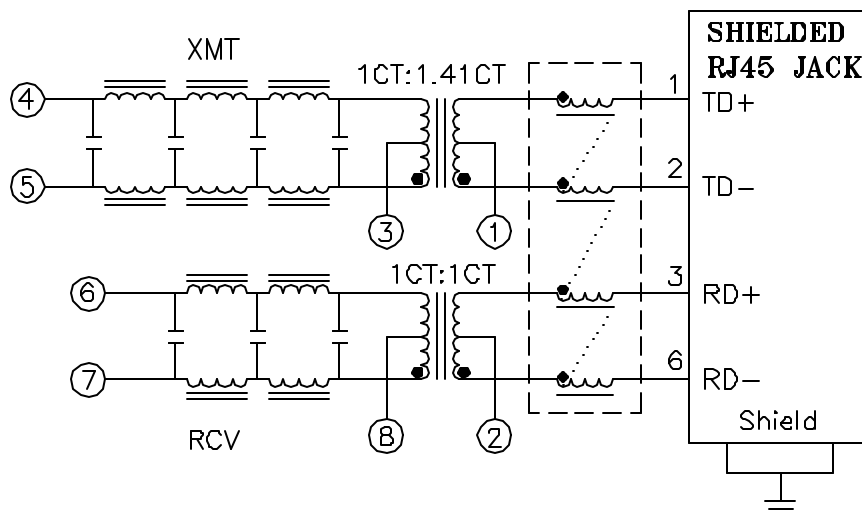


1. Schematic:



2. Electrical Specifications: @25°C

ISOLATION: 1500 VRMS

INSERTION LOSS (1-10MHz): -1dB Maximum

ATTENUATION @30MHz:

TRANSMIT -30dB Minimum

RECEIVER -18dB Minimum

RETURN LOSS (1-10MHz): -15dB Minimum

CUTOFF FREQUENCY: 17MHz TYPICAL

CROSSTALK (1-10MHz): -30dB Minimum

I/O IMPEDANCE: 100:100 OHMS (RX)

I/O IMPEDANCE: 50:100 OHMS (TX)

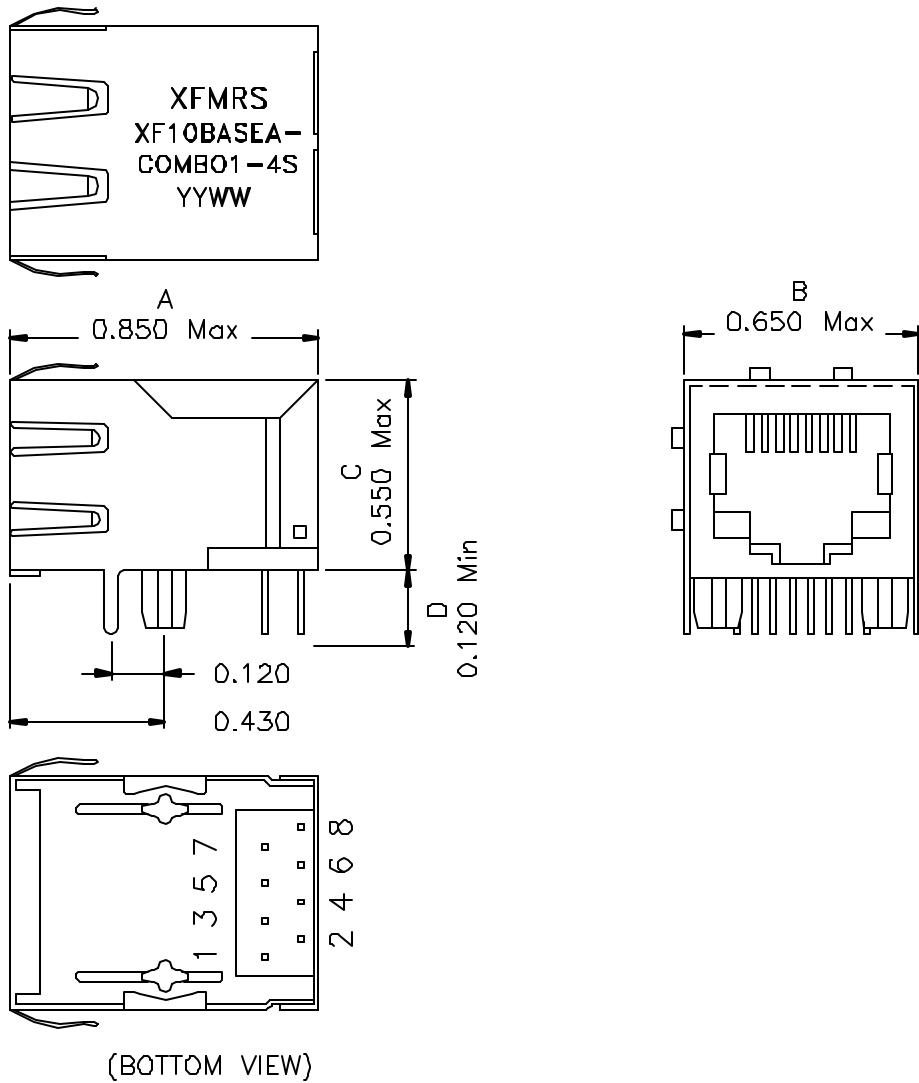
Notes.

1. Solderability: Leads shall meet MIL-STD-202, Method 208D for solderability
2. Flammability: UL94V-0
3. ASTM oxygen Index: > 28%
4. Insulation System: Class F 155°C, UL file E151556
5. Operating Temperature Range. All listed parameters are to be within tolerance from -40°C to +85°C
6. Storage Temperature Range -55°C to +125°C
7. Aqueous wash compatible

Doc Rev.: A/1

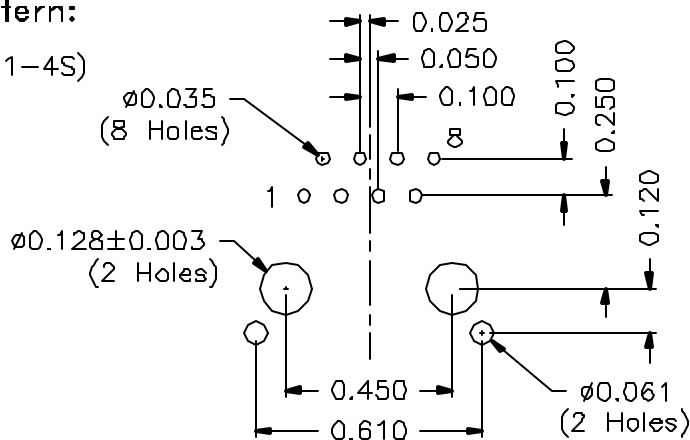
XFMRs Inc.	Title: SINGLE PORT COMBO		
UNLESS OTHERWISE SPECIFIED TOLERANCES: .xxx ±0.010 Dimensions in Inch	P/N: XF10BASEA-COMBO1-4S		REV. A
	DWN.	EC	Feb-10-96
SHEET 1 OF 2	CHK.	AEI	Feb-10-96
	APP.	Joe Huff	Feb-10-96

Mechanical Dimensions:



Mounting Pattern:

(FOR COMBO1-4S)
(COMP SIDE)



Doc Rev.: A/1

XFMR5 Inc.	Title: Mechanical Dimensions For COMBO1-4S Series		
UNLESS OTHERWISE SPECIFIED TOLERANCES: .xxx ±0.010 Dimensions in Inch	P/N: XF10BASEA-COMBO1-4S		REV. A
	DWN.	EC	Feb-10-96
	CHK.	AEI	Feb-10-96
	APP.	Joe Huff	Feb-10-96
SHEET 2 OF 2			