



PRINCIPAL SPECIFICATIONS

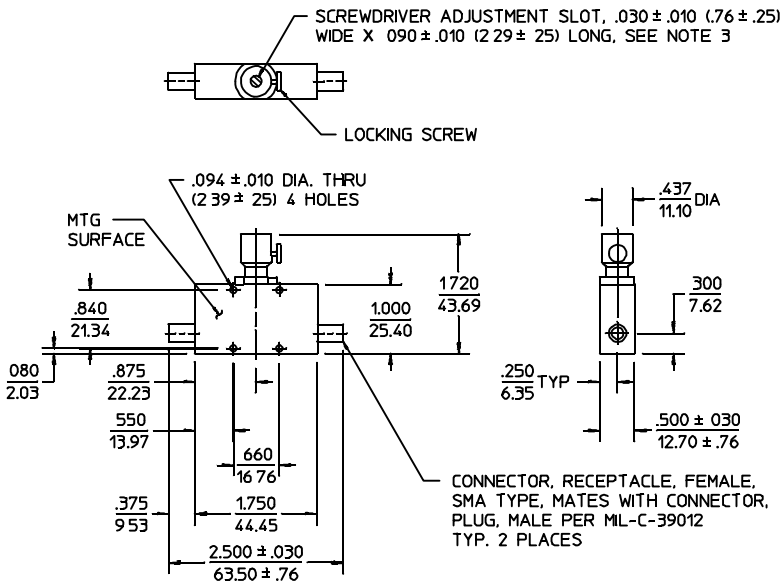
Model Number	Mechanical Configuration	Weight, Nom. oz. (g)
AUM-15A	Standard Model	2.5 (70)
AUMP-15A	Panel Mount Version	3.8 (106)
AUMP-15AKX	Panel Mount w/ Knob	4 (112)
AUMP-15ATX	Panel Mount w/ TC Dial	4 (112)

GENERAL SPECIFICATIONS

Attenuation:
1 - 2 GHz: Atten. = 0 - 10 dB min.
2 - 4 GHz: Atten. = 0 - 15 dB min.
4 - 8 GHz: Atten. = 0 - 20 dB min.

Insertion Loss: 0.5 dB max.
 VSWR: 1.5:1 max.
 Impedance: 50 Ω nom.
 Average Power: 2 Watts max.
 Operating Temperature: -55° to +85°C

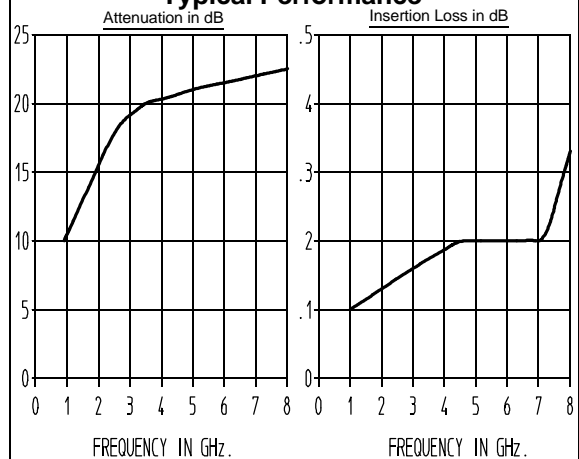
AUM-15A Package Outline



NOTES: 1. Tolerance on 3 place decimals ±.020(.51) except as noted.
 2. Dimensions in inches over millimeters.
 3. Counterclockwise shaft rotation increases attenuation.

04Mar96

Typical Performance

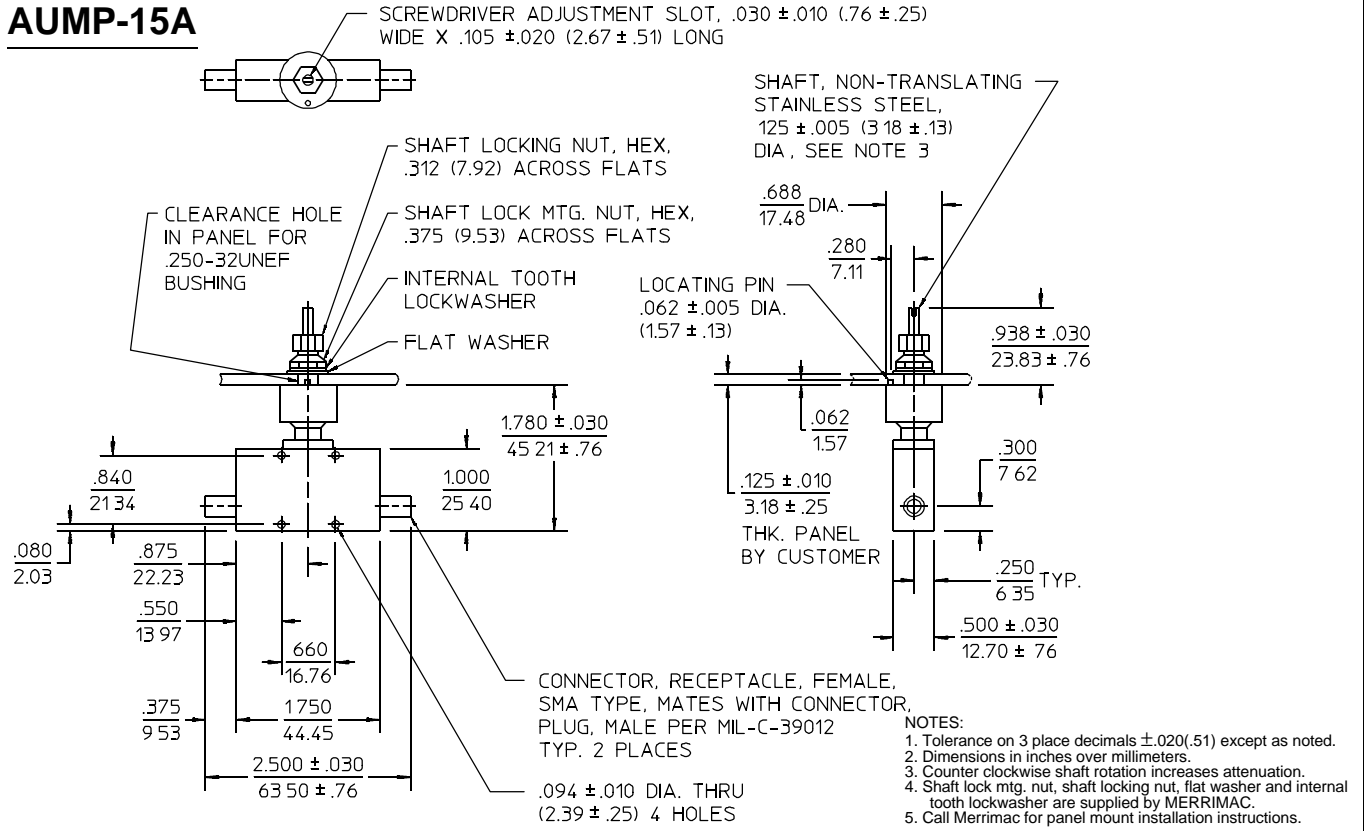


General Notes:

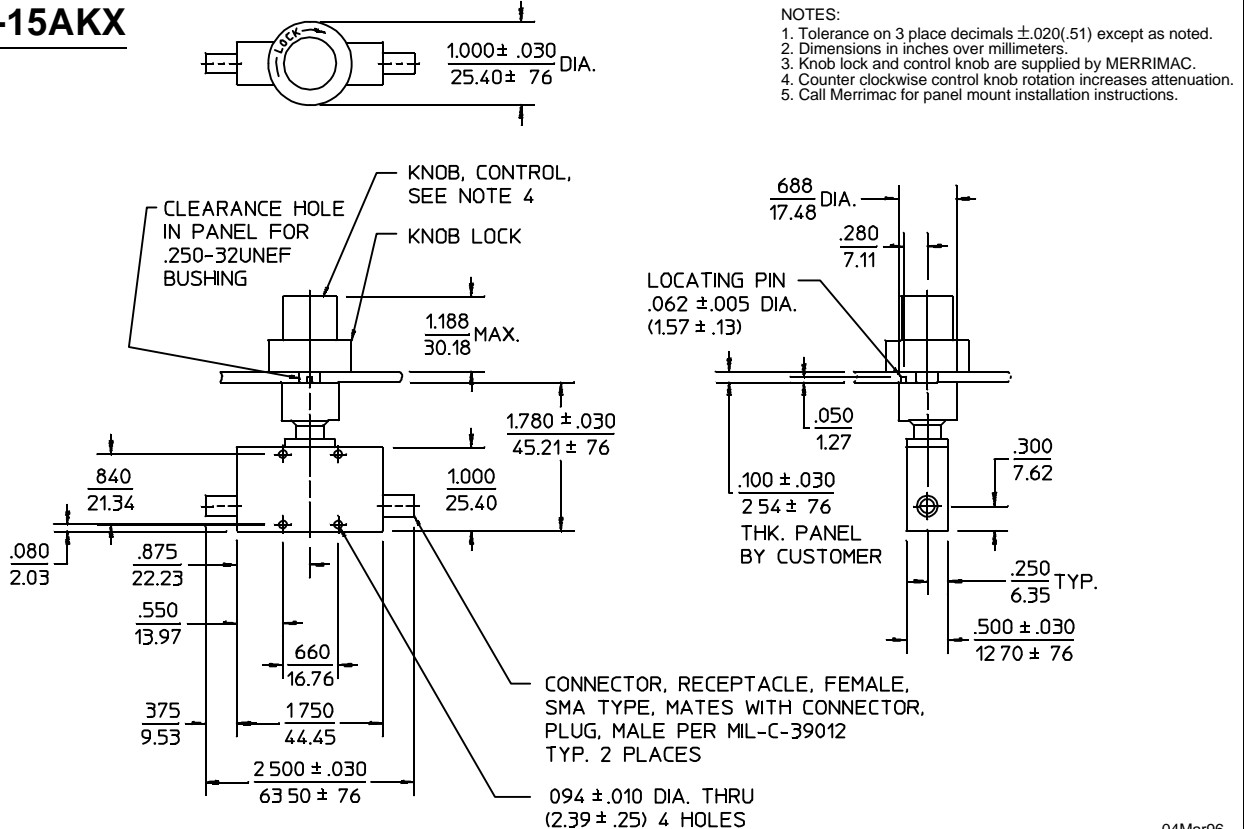
1. The AUM/AUMP-15A series has been designed for wideband ECM systems and other microwave applications in the 1 to 8 GHz frequency band where precise attenuation must be maintained over a wide variety of military and laboratory environments.
2. The AUM/AUMP-15A series of attenuators use ferrite absorption of microwave energy for long term stability and high reliability. Applications include signal and LO power control, automatic level control and impedance matching.
3. These units can be supplied screened to meet specific military and commercial high reliability applications.



AUMP-15A



AUMP-15AKX

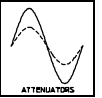


04Mar96

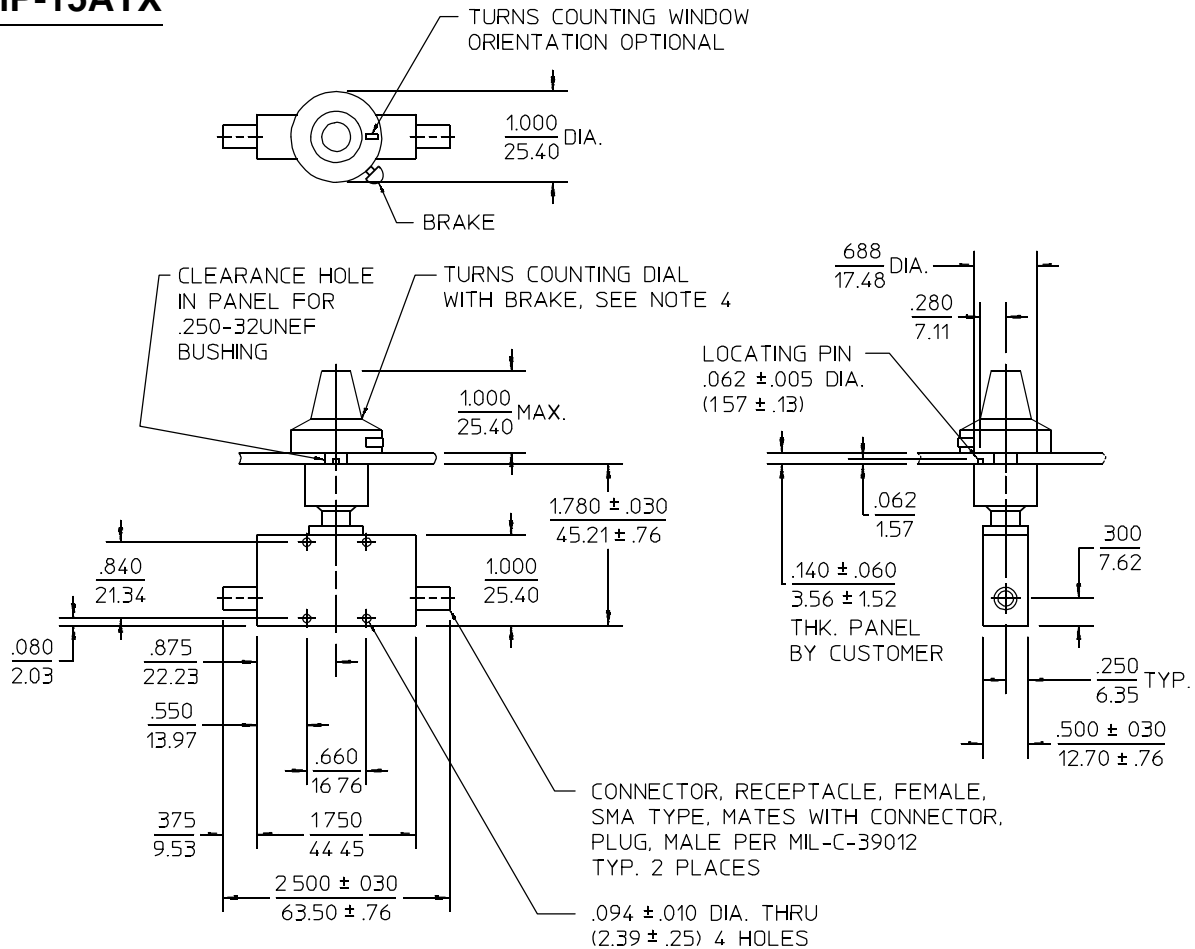
AUM & AUMP-15A

MICROWAVE ATTENUATORS

1 to 8 GHz / 0 to 20 dB / Ferrite / Excellent Temperature Stability / MIL-E-5400 Class 3 / SMA



AUMP-15ATX



- NOTES:
1. Tolerance on 3 place decimals ±.020(.51) except as noted.
 2. Dimensions in inches over millimeters.
 3. Turns counting dial, mtg. nut, anti-rotation washer are supplied by MERRIMAC.
 4. Counter clockwise dial rotation increases attenuation.
 5. Call Merrimac for panel mount installation instructions.

25Mar96