




FEATURES		APPLICATIONS	
■ Wide Frequency Range	■ IT Applications	■ Fast Turnaround Options	■ Datacommunications
■ Low Cost	■ Telecommunications	■ Industry Standard Devices	■ Automotive Electronics
GENERAL SPECIFICATION			
Input Voltage	+3.0V or +5.0V	+3.0V	+5.0V
Adjustment Tol	With Trimmer - Adjustable to the nominal frequency Without Trimmer - '+-3ppm or +-1ppm @ +25 Deg C		+/-5%
Frequency Range	1.00 to 60MHz		Package Dependant
Frequency Stability	+-1.00ppm to +-10.0ppm		+-5% Change +-10% Change
Vs Temperature	+-1.00ppm max per year @ 25 Deg C		
Vs Aging	+-0.3ppm max		
Vs Voltage Change	+-0.3ppm max		
Operating Temp	0 to 60 Deg C to -30 to +75 Deg C		
Storage Temp	-40 to +85 Deg C		
Mechanical Adjust	+-3ppm min		Built in trimmer models only
Linearity	-	10% max	
Control Voltage	-	+1.5V +-1.0V	+2.5V +-2.0V
Pull Range	-	+5ppm min	+6ppm min
Slope Polarity	-	Positive or Negative	
TTL / CMOS Square Wave			
Output Voltage Level	TTL - Logic High: 2.4V min ; Logic Low 0.4V max CMOS - Logic High: 90% Vdd min ; Logic Low 10% Vdd max		
Rise & Fall Time	TTL - 5nS from 0.5V to 2.4V CMOS - 10% to 90% Vdd for CMOS		
Duty Cycle	TTL - 40% to 60% measured at 1.4V CMOS - 40% to 60% measured at 50% Vdd		
Current Consumption	5#25mA max. Frequency and Input voltage dependant		
Start-up Time	10mS max		
Clipped Sine Wave			
Output Voltage Level	+3.0V - 0.8V p-p min +5.0V - 1.0V p-p min		
Current Consumption	+3.0V - 1.0 mA max +5.0V - 2.0 mA max		
Load	10K Ohms // 15pF		



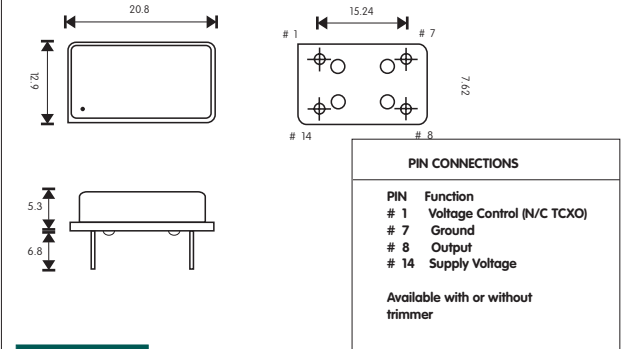
Specify AEL

VCTCXO and TCXO

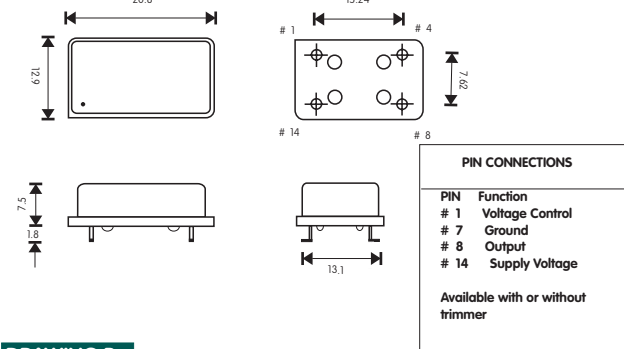


Quartz Crystal Oscillators

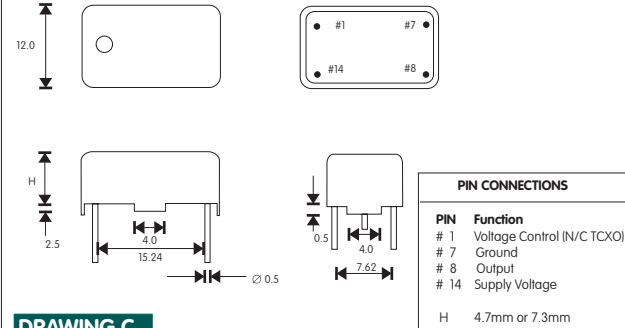
Packages Available



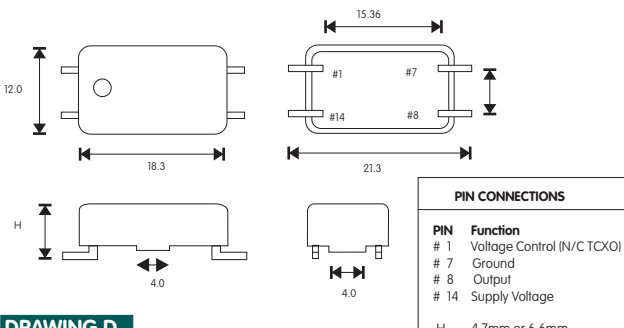
DRAWING A



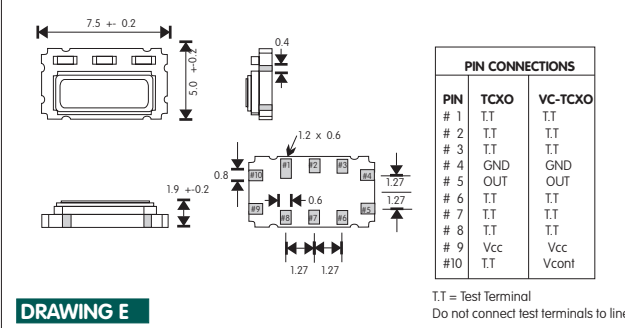
DRAWING B



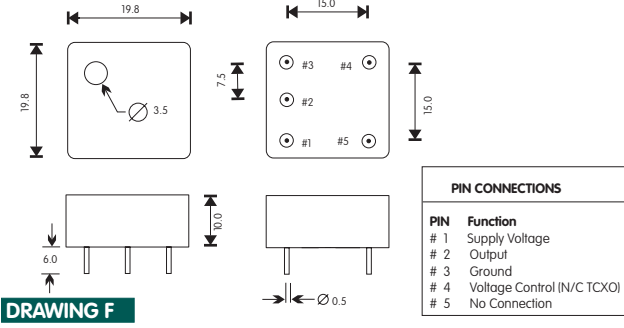
DRAWING C



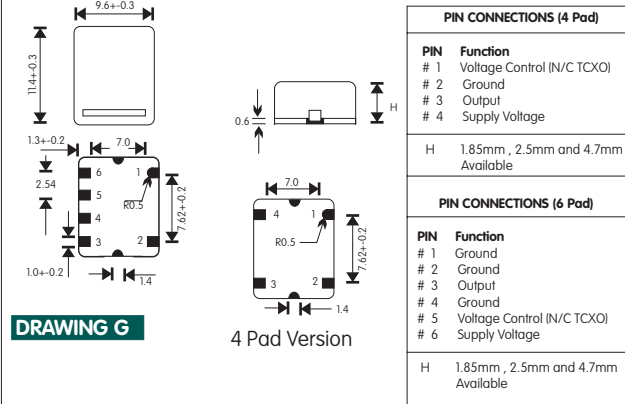
DRAWING D



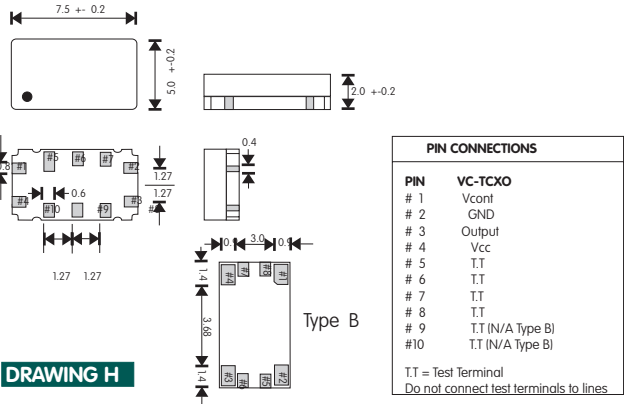
DRAWING E



DRAWING F



DRAWING G




DRAWING H



quartz based frequency control components

Order Hotline +44 1293 524245

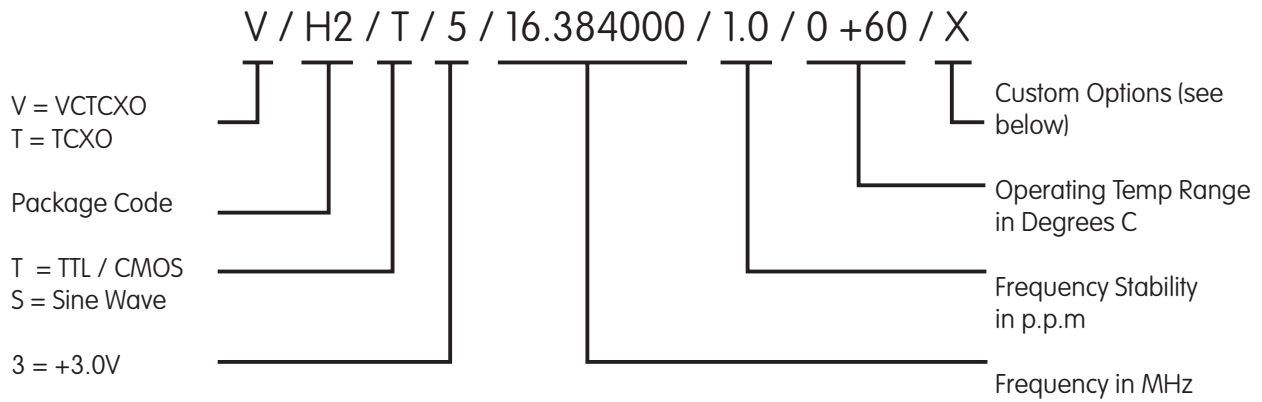
www.aelcrystals.co.uk
sales@aelcrystals.co.uk



PACKAGE CODES

A1	A	14 Pin DIL - No trimmer access
A2	A	14 Pin DIL - With trimmer access
B1	B	SMD Gullwing - 14 Pin DIL - No trimmer access
B2	B	SMD Gullwing - 14 Pin DIL - With trimmer access
C1	C	DIL Low cost 4.7mm high
C2	C	DIL Low cost 7.3mm high
D1	D	SMD Gullwing - DIL Low Cost 4.7mm high
D2	D	SMD Gullwing - DIL Low Cost 6.6mm high
E1	E	7 x 5 Ceramic SMD
F1	F	19.8mm SQ Leaded - With trimmer access
G1	G	9mm x 11mm SMD - 1.85mm High - 6 Pad
G2	G	9mm x 11mm SMD - 2.5mm High - 6 Pad
G3	G	9mm x 11mm SMD - 4.7mm High - 6 Pad
G4	G	9mm x 11mm SMD - 1.85mm High - 4 Pad
G5	G	9mm x 11mm SMD - 2.5mm High - 4 Pad
G6	G	9mm x 11mm SMD - 4.7mm High - 4 Pad
H1	H	7mm x 5mm SMD - Low Cost 10 Pad
H2	H	7mm x 5mm SMD - Low Cost 8 Pad

ORDERING CODE



CUSTOM OPTIONS AVAILABLE


- | | |
|--|---|
| A - Tape and reeled | E - Negative Slope Polarity (Inc Vc = dec Fo) |
| B - Customer Specified Adjustment Tolerance | F - Customer Specified Power Consumption |
| C - Customer Specified Pull Range | G - Specified Phase noise requirements |
| D - Positive Slope Polarity (Inc Vcc = Inc Fo) | H - Custom Marking |



quartz based frequency control components

Order Hotline +44 1293 524245

www.aelcrystals.co.uk
sales@aelcrystals.co.uk



Please Copy and Send to AEL Crystals Ltd for Immediate attention

Quartz Crystals Oscillators

Company					
Name					
Tel Number					
Fax Number					
E Mail					
Application					
Quote Quantity					
Sample Quantity					
Date Samples Required					
Production Dates					
Frequency					
					MHz
Package					
Output Load					
TTL		Yes / No	Gates		
CMOS		Yes / No	PF		
Sine		Yes / No	Ohms //		pF
Operating Temp Range			DegC	To	Deg C
Storage Temp Range			DegC	To	Deg C
Frequency Stability					
Adjustment Tolerance			PPM	@	Deg C
Over Temp Range					PPM
Aging			PPM	over	Years
Supply Voltage					V
Input Current					mA
Start up Time					nS
Symmetry					%
Rise / Fall Time					nS
Marking					
Standard		Yes / No	AEL , Frequency , Date Code		
Custom		Yes / No	Specify		
VCTCXO Only					
Control Voltage			V	+/-	V
Pull Range					PPM
Minimum					PPM
Maximum					PPM



quartz based frequency control components

Order Hotline +44 1293 524245

www.aelcrystals.co.uk
sales@aelcrystals.co.uk