



MMBZ5229AW SERIES

SURFACE MOUNT SILICON ZENER DIODES

VOLTAGE 4.3 to 51 Volts **POWER** 200 mWatts

SOT-323

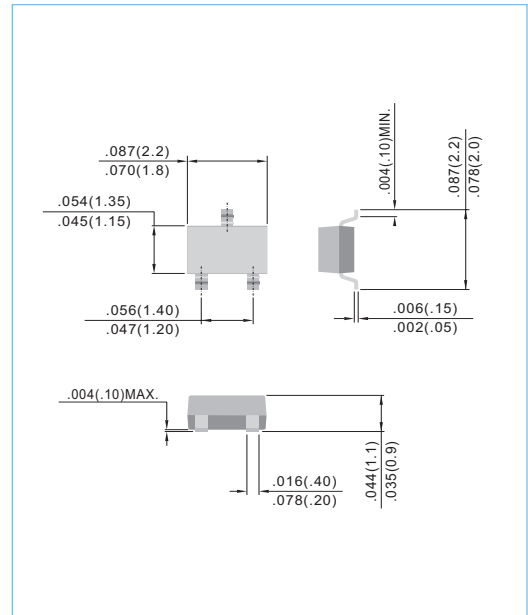
Unit: inch (mm)

FEATURES

- Planar Die construction
- 200mW Power Dissipation
- Ideally Suited for Automated Assembly Processes
- Pb free product : 99% Sn above can meet RoHS environment substance diective request

MECHANICAL DATA

- Case: SOT-323, Molded Plastic
- Terminals: Solderable per MIL-STD-750, Method 2026
- Polarity: See Diagram Below
- Approx. Weight: 0.0048 grams
- Mounting Position: Any



MAXIMUM RATINGS AND ELECTRICAL CHARACTERISTICS

| Parameter | Symbol | Value | Units |
|---|--------|-------------|------------------|
| Power Dissipation @ $T_A = 25^\circ\text{C}$ (Note A) | P_D | 200 | mW |
| Operating Junction and Storage Temperature Range | T_J | -55 to +150 | $^\circ\text{C}$ |

NOTES:

A. Mounted on 5.0mm²(.013mm thick) land areas.



MMBZ5229AW SERIES

| Part Number | Nominal Zener Voltage | | | Max. Zener Impedance | | | | Max Reverse Leakage Current | | Marking Code | Package |
|-------------|----------------------------------|--------|--------|-----------------------------------|------|-----------------------------------|------|---------------------------------|------|--------------|---------|
| | V _Z @ I _{ZT} | | | Z _{1T} @ I _{ZT} | | Z _{2K} @ I _{ZK} | | I _R @ V _R | | | |
| | Nom. V | Min. V | Max. V | Ω | mA | Ω | mA | μA | V | | |
| MMBZ5229AW | 4.3 | 4.21 | 4.39 | 22 | 20.0 | 2000 | 0.25 | 5.0 | 1.0 | D4 | SOT-323 |
| MMBZ5230AW | 4.7 | 4.61 | 4.79 | 19 | 20.0 | 1900 | 0.25 | 5.0 | 2.0 | D5 | SOT-323 |
| MMBZ5231AW | 5.1 | 5.00 | 5.20 | 17 | 20.0 | 1600 | 0.25 | 5.0 | 2.0 | E1 | SOT-323 |
| MMBZ5232AW | 5.6 | 5.49 | 5.71 | 11 | 20.0 | 1600 | 0.25 | 5.0 | 3.0 | E2 | SOT-323 |
| MMBZ5234AW | 6.2 | 6.08 | 6.32 | 7 | 20.0 | 1000 | 0.25 | 5.0 | 4.0 | E4 | SOT-323 |
| MMBZ5235AW | 6.8 | 6.66 | 6.94 | 5 | 20.0 | 750 | 0.25 | 3.0 | 5.0 | E5 | SOT-323 |
| MMBZ5236AW | 7.5 | 7.35 | 7.65 | 6 | 20.0 | 500 | 0.25 | 3.0 | 6.0 | F1 | SOT-323 |
| MMBZ5237AW | 8.2 | 8.04 | 8.36 | 8 | 20.0 | 500 | 0.25 | 3.0 | 6.0 | F2 | SOT-323 |
| MMBZ5239AW | 9.1 | 8.92 | 9.28 | 10 | 20.0 | 600 | 0.25 | 3.0 | 6.5 | F4 | SOT-323 |
| MMBZ5240AW | 10 | 9.80 | 10.20 | 17 | 20.0 | 600 | 0.25 | 3.0 | 8.0 | F5 | SOT-323 |
| MMBZ5241AW | 11 | 10.78 | 11.22 | 22 | 20.0 | 600 | 0.25 | 3.0 | 8.4 | H1 | SOT-323 |
| MMBZ5242AW | 12 | 11.76 | 12.24 | 30 | 20.0 | 600 | 0.25 | 2.0 | 9.1 | H2 | SOT-323 |
| MMBZ5243AW | 13 | 12.74 | 13.26 | 13 | 9.5 | 600 | 0.25 | 1.0 | 9.9 | H3 | SOT-323 |
| MMBZ5244AW | 14 | 13.72 | 14.28 | 15 | 9.0 | 600 | 0.25 | 0.5 | 10.5 | H4 | SOT-323 |
| MMBZ5245AW | 15 | 14.70 | 15.30 | 16 | 8.5 | 600 | 0.25 | 0.5 | 11.0 | H5 | SOT-323 |
| MMBZ5246AW | 16 | 15.68 | 16.32 | 17 | 7.8 | 600 | 0.25 | 0.1 | 12.0 | J1 | SOT-323 |
| MMBZ5247AW | 17 | 16.66 | 17.34 | 19 | 7.5 | 600 | 0.25 | 0.1 | 13.0 | J2 | SOT-323 |
| MMBZ5248AW | 18 | 17.64 | 18.36 | 21 | 7.0 | 600 | 0.25 | 0.1 | 14.0 | J3 | SOT-323 |
| MMBZ5250AW | 20 | 19.60 | 20.40 | 25 | 6.2 | 600 | 0.25 | 0.1 | 15.0 | J5 | SOT-323 |
| MMBZ5251AW | 22 | 21.56 | 22.44 | 29 | 5.6 | 600 | 0.25 | 0.1 | 17.0 | K1 | SOT-323 |
| MMBZ5252AW | 24 | 23.52 | 24.48 | 33 | 5.2 | 600 | 0.25 | 0.1 | 18.0 | K2 | SOT-323 |
| MMBZ5254AW | 27 | 26.46 | 27.54 | 41 | 5.0 | 600 | 0.25 | 0.1 | 21.0 | K4 | SOT-323 |
| MMBZ5255AW | 28 | 27.44 | 28.56 | 44 | 4.5 | 600 | 0.25 | 0.1 | 21.0 | K5 | SOT-323 |
| MMBZ5256AW | 30 | 29.40 | 30.60 | 49 | 4.2 | 600 | 0.25 | 0.1 | 23.0 | M1 | SOT-323 |
| MMBZ5257AW | 33 | 32.34 | 33.66 | 58 | 3.8 | 700 | 0.25 | 0.1 | 25.0 | M2 | SOT-323 |
| MMBZ5258AW | 36 | 35.28 | 36.72 | 70 | 3.4 | 700 | 0.25 | 0.1 | 27.0 | M3 | SOT-323 |
| MMBZ5259AW | 39 | 38.22 | 39.78 | 80 | 3.2 | 800 | 0.25 | 0.1 | 30.0 | M4 | SOT-323 |
| MMBZ5260AW | 43 | 42.14 | 43.86 | 93 | 3.0 | 900 | 0.25 | 0.1 | 33 | M5 | SOT-323 |
| MMBZ5261AW | 47 | 46.06 | 47.94 | 105 | 2.7 | 1000 | 0.25 | 0.1 | 36 | N1 | SOT-323 |
| MMBZ5262AW | 51 | 49.98 | 52.02 | 125 | 2.5 | 1100 | 0.25 | 0.1 | 39 | N2 | SOT-323 |



MMBZ5229AW SERIES

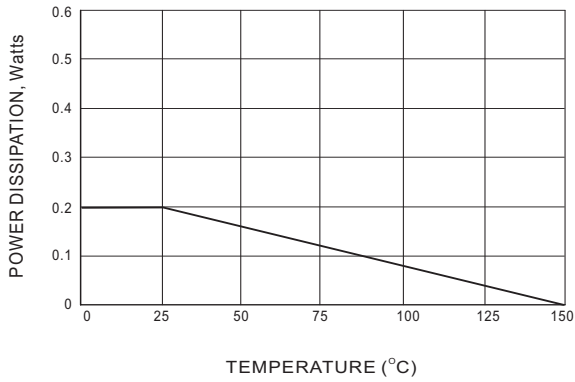


Fig.1 STEADY STATE POWER DERATING

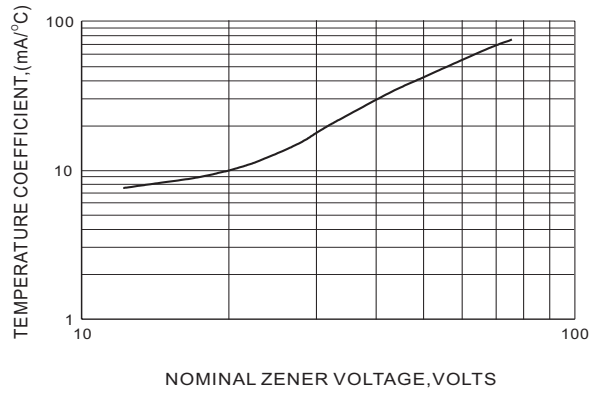


Fig.2 TEMPERATURE COEFFICIENTS

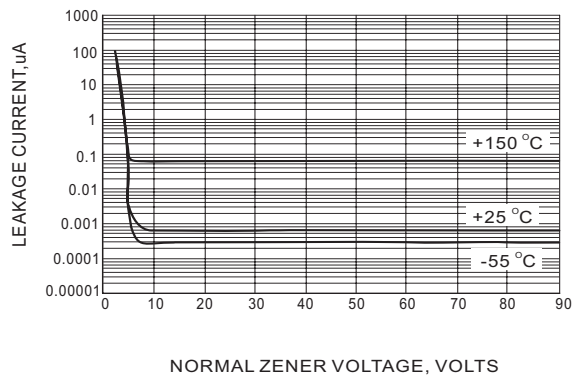


Fig.3 TYPICAL LEAKAGE CURRENT

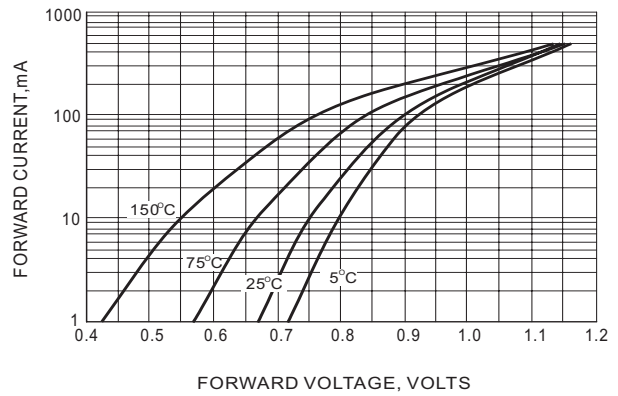
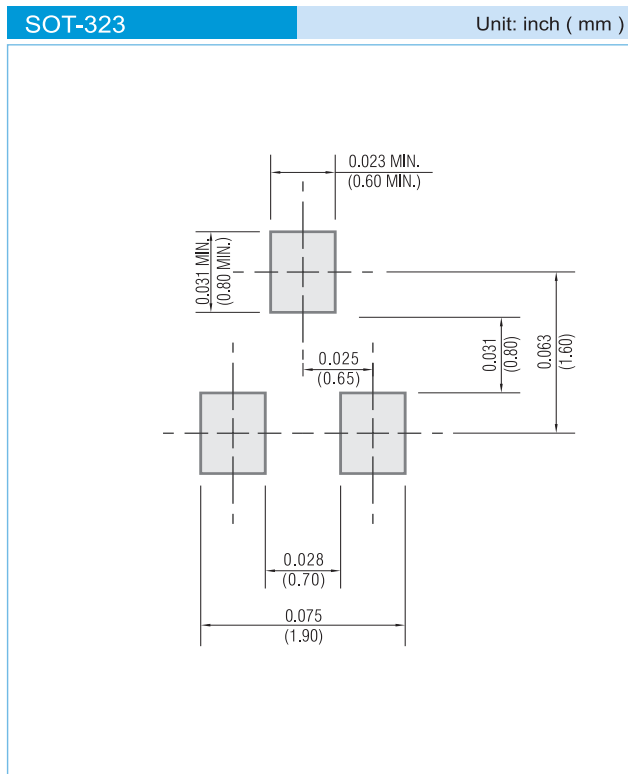


Fig.4 TYPICAL FORWARD VOLTAGE



MMBZ5229AW SERIES

MOUNTING PAD LAYOUT



ORDER INFORMATION

- Packing information

T/R - 12K per 13" plastic Reel

T/R - 3K per 7" plastic Reel

LEGAL STATEMENT

Copyright PanJit International, Inc 2006

The information presented in this document is believed to be accurate and reliable. The specifications and information herein are subject to change without notice. Pan Jit makes no warranty, representation or guarantee regarding the suitability of its products for any particular purpose. Pan Jit products are not authorized for use in life support devices or systems. Pan Jit does not convey any license under its patent rights or rights of others.