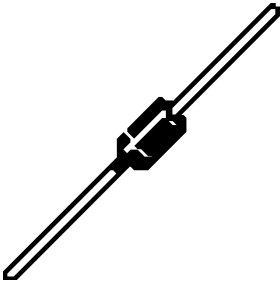


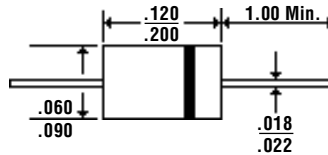
1/2 Watt ZENER DIODES (2.4V to 91V)

Description



Mechanical Dimensions

JEDEC
DO-35 Glass



BZX55C2V4 . . . 91 Series

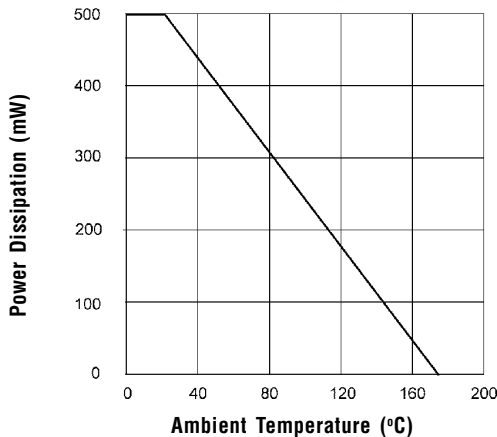
Features

■ WIDE VOLTAGE RANGE

■ MEETS UL SPECIFICATION 94V-0

Maximum Ratings	BZX55C2V4 . . . 91 Series	Units
Power Dissipation @ $T_L = 25^\circ\text{C}$... P_D Lead Length = 4.0mm	500	mW
Forward Voltage @ $I_F = 200\text{mA}$... V_F	1.2	V
Thermal Resistance Junction to Ambient... $R_{\theta JA}$	300	$^\circ\text{C/W}$
Operating & Storage Temperature Range... T_J, T_{STRG}	-65 to 200	$^\circ\text{C}$

Power Derating Curve



- NOTES:**
1. The part numbers have max / min Zener Voltage as listed. Tolerance of 2% is designated by a "B" in place of the "C".
 2. V_z is measured with the device in thermal equilibrium at the lead temperature of $30^\circ\text{C} \pm 1^\circ\text{C}$, 3/8" from the diode body.
 3. The Zener Impedance is measured by dividing the AC voltage drop across the device by the AC current applied. The specified limits are for $I_z(\text{ac}) = 0.1 I_z(\text{dc})$ with the ac frequency = 1.0kHz.

Electrical Characteristics @ 25°C.

Part #	Zener Voltage @ I_{zT} (1)		Max. Zener Impedance (3) $Z_{zT} @ I_{zT} (\Omega)$	Test Current $I_{zT} (\text{mA})$	Max. Reverse Leakage Current @ $V_R, I_R (\mu\text{A})$		$V_R (V)$	Max. DC Zener Current (2) $I_{zM} (\text{mA})$
	Minimum $V_z (V)$	Maximum $V_z (V)$			$T_A = 25^\circ\text{C}$	$T_A = 125^\circ\text{C}$		
BZX55C2V4	2.28	2.56	85	5.0	50	100	1.0	155
BZX55C2V7	2.5	2.9	85	5.0	10	50	1.0	135
BZX55C3V0	2.8	3.2	85	5.0	4.0	40	1.0	125
BZX55C3V3	3.1	3.5	85	5.0	2.0	40	1.0	115
BZX55C3V6	3.4	3.8	85	5.0	2.0	40	1.0	105
BZX55C3V9	3.7	4.1	85	5.0	2.0	40	1.0	95
BZX55C4V3	4.0	4.6	75	5.0	1.0	20	1.0	90
BZX55C4V7	4.4	5.0	60	5.0	0.5	10	1.0	85
BZX55C5V1	4.8	5.4	35	5.0	0.1	2.0	1.0	80
BZX55C5V6	5.2	6.0	25	5.0	0.1	2.0	1.0	70
BZX55C6V2	5.8	6.6	10	5.0	0.1	2.0	2.0	64
BZX55C6V8	6.4	7.2	8.0	5.0	0.1	2.0	3.0	58
BZX55C7V5	7.0	7.9	7.0	5.0	0.1	2.0	5.0	53
BZX55C8V2	7.7	8.7	7.0	5.0	0.1	2.0	6.0	47
BZX55C9V1	8.5	9.6	10	5.0	0.1	2.0	7.0	43
BZX55C10	9.4	10.6	15	5.0	0.1	2.0	7.5	40
BZX55C11	10.4	11.6	20	5.0	0.1	2.0	8.5	36
BZX55C12	11.4	12.7	20	5.0	0.1	2.0	9.0	32
BZX55C13	12.4	14.1	26	5.0	0.1	2.0	10	29
BZX55C15	13.8	15.6	30	5.0	0.1	2.0	11	27
BZX55C16	15.3	17.1	40	5.0	0.1	2.0	12	24
BZX55C18	16.8	19.1	50	5.0	0.1	2.0	14	21
BZX55C20	18.8	21.1	55	5.0	0.1	2.0	15	20
BZX55C22	20.8	23.3	55	5.0	0.1	2.0	17	18
BZX55C24	22.8	25.6	80	5.0	0.1	2.0	18	16
BZX55C27	25.1	28.9	80	5.0	0.1	2.0	20	14
BZX55C30	28.0	32.0	80	5.0	0.1	2.0	22	13
BZX55C33	31.0	35.0	80	5.0	0.1	2.0	24	12
BZX55C36	34.0	38.0	80	5.0	0.1	2.0	27	11
BZX55C39	37.0	41.0	90	2.5	0.1	5.0	28	10
BZX55C43	40.0	46.0	90	2.5	0.1	5.0	32	9.2
BZX55C47	44.0	50.0	110	2.5	0.1	5.0	35	8.5
BZX55C51	48.0	54.0	125	2.5	0.1	10	38	7.8
BZX55C56	52.0	60.0	135	2.5	0.1	10	42	7.0
BZX55C62	58.0	66.0	150	2.5	0.1	10	47	6.4
BZX55C68	64.0	72.0	160	2.5	0.1	10	51	5.9
BZX55C75	70.0	80.0	170	2.5	0.1	10	56	5.3
BZX55C82	77.0	87.0	200	2.5	0.1	10	62	4.8
BZX55C91	85.0	96.0	250	1.0	0.1	10	69	4.3