


**Model P110**  
**11mm Rotary Potentiometer**  
**Insulated Shaft**  
**Conductive Plastic Element**  
**With / Without Bushing**  
**RoHS Compliant**



**MODEL STYLES**

Side Adjust , PCB pins	P110KV
Side Adjust , PCB pins, with Bushing	P110KV1
Top Adjust, PCB pins	P110KH
Top Adjust, PCB pins, with Bushing	P110KH1

**ELECTRICAL<sup>1</sup>**

Resistance Range, Ohms	500-1M
Standard Resistance Tolerance	± 20%
Residual Resistance	20 ohms max.
Input Voltage, maximum	50 Vac max.
Power rating, Watts	0.05
Dielectric Strength	500Vac, 1 minute
Insulation Resistance, Minimum	100M ohms at 500Vdc
Sliding Noise	100mV max.
Actual Electrical Travel, Nominal	270°

**MECHANICAL**

Total Mechanical Travel	300°± 10°
Static Stop Strength	40 oz-in
Rotational Torque, Maximum	2.5 oz-in

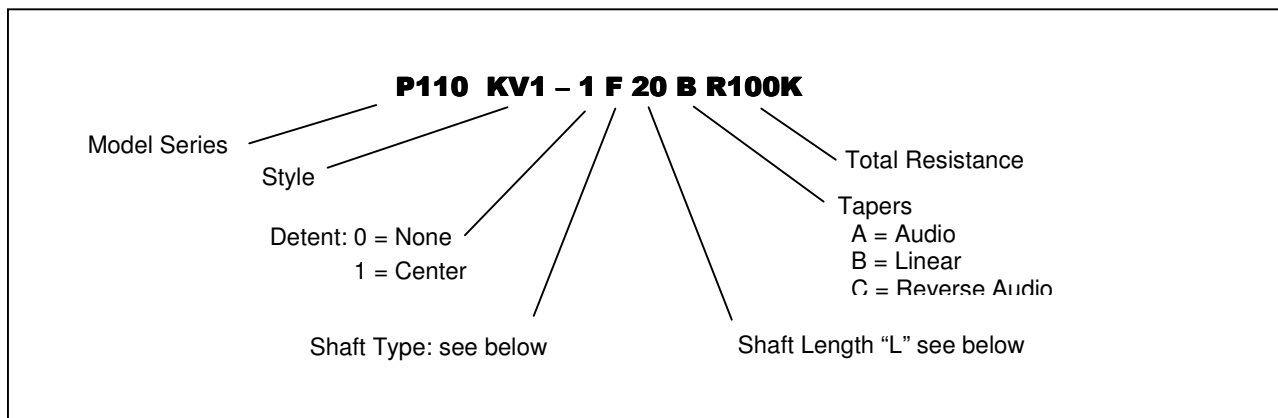
**ENVIRONMENTAL**

Operating Temperature Range	-20°C to +70°C
Rotational Life	30,000 cycles

<sup>1</sup> Specifications subject to change without notice.

# Model P110

## ORDERING INFORMATION<sup>2</sup>



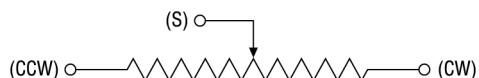
### Shaft Types

	F-TYPE						Y-TYPE			
WITH BUSHING	L	15	20	25			L	15	20	25
	T	7	12	12			T	7	12	12
WITHOUT BUSHING	L	15	18	20	25	30	L	15	20	
	T	4.5	7	7	12	12	T	5	7	

## STANDARD RESISTANCE VALUES, OHMS

500    1K    2K    5K    10K    20K    50K    100K    200K    500K    1MEG

## CIRCUIT DIAGRAM

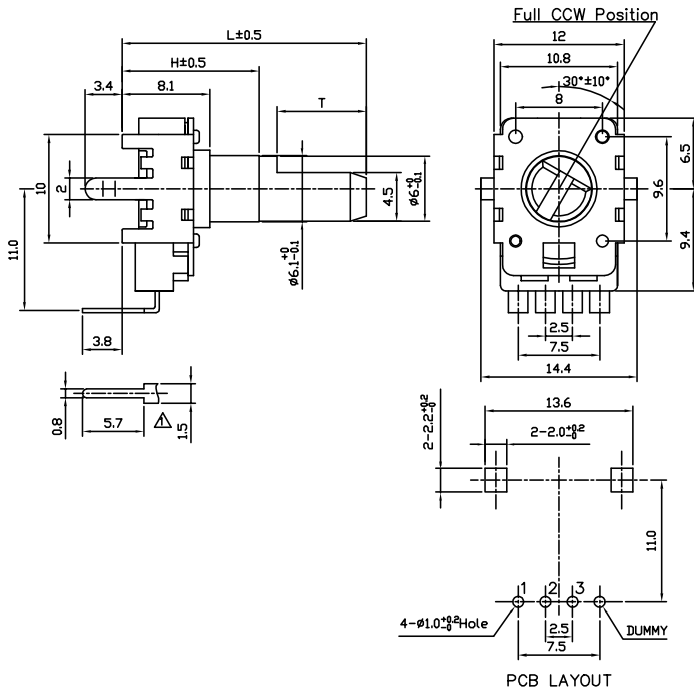


<sup>2</sup> Contact our customer service for custom designs and features.



# Model P110

## Model P110KH (Top Adjust, PCB pins)



## Model P110KH1 (Top Adjust, PCB pins, with Bushing)

