

■ Features


- Miniature Type, Heavy contact load up to 4000VA
- 0.8mm contact spacing, 4KV dielectric coil to contacts
- UL class B insulation system

■ Typical Applications

- Remote Controlled TV
- Air Conditioning
- Copying Press
- Refrigerating
- Washer

■ Contact Data

UL E155906
C-UL E155906



Arrangement	1 Form A, 1 Form B, 1 Form C
Switching Current (Max.)	20A
Switching Voltage (Max.)	277VAC
Material	AgCdO
Resistance	£50mW at 1A, 30 VDC
Electrical Life	10 ⁵ operations @ 1 HP, 240VAC, Motor 0.5 x 10 ⁵ operations @ 16A, 277VAC/24VDC, Resistive 0.2 x 10 ⁵ operations @ 20A, 277VAC/24VDC, Resistive 0.25 x 10 ⁵ operations @ 8A, 120VAC, Tungsten
Mechanical Life	10 ⁷ operations

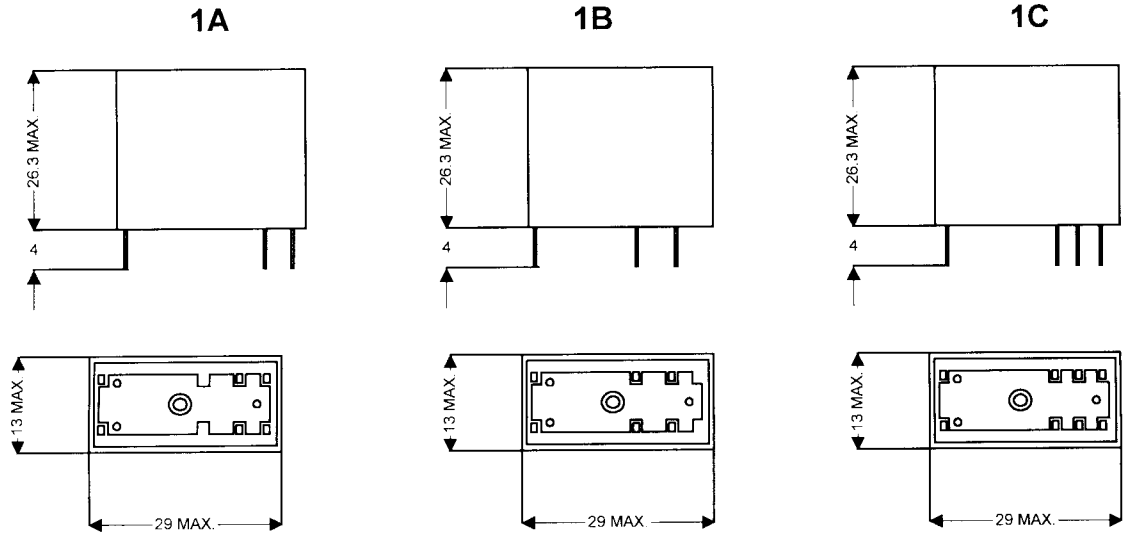
■ Characteristics

Operate Time	»15ms
Release Time	» 5ms
Initial Dielectric Strength	4000VAC, 1 min., between contacts and coil 1000VAC, 1 min., between open contacts
Insulation Resistance	1000M Ω , min. at 500VDC
Shock Resistance	100m/s ² (Malfunction)
Vibration Resistance	Double Amplitude 1.5mm, 10-55 Hz
Coil Consumption	Standard: 750mW Sensitive: 530mW
Ambient Temperature	-40°C to +85°C
Weight	18.5g approx.

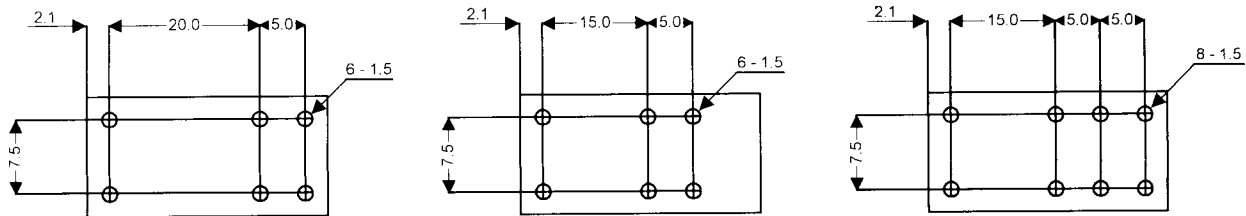
■ Coil Data

Nominal Voltage (VDC)	Resistance (Ω) ± 10%		Must Operate Voltage Max (V)	Must Release Voltage Min (V)
	Standard	Sensitive		
5	36	47	3.6	0.5
6	50	69	4.3	0.6
9	155	160	6.5	0.9
12	200	275	8.6	1.2
18	460	620	13.0	1.8
24	820	1100	17.3	2.4
48	3300	4400	34.6	4.8
60	5100	6880	43.2	6.0
110	16200		79.5	11.0

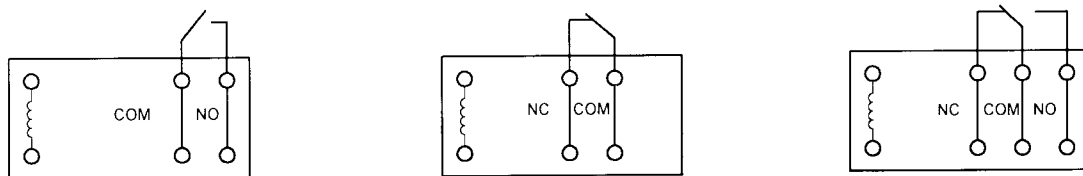
■ **Dimensions**



PCB Opening



Wiring Diagram



Notes:

1. All values, unless otherwise specified, are measured at ambient temperature of 20°C.
2. Specifications subject to change without prior notice.

■ **How to order**

