

Zener diode

EDZ Series

●Applications

Constant voltage control

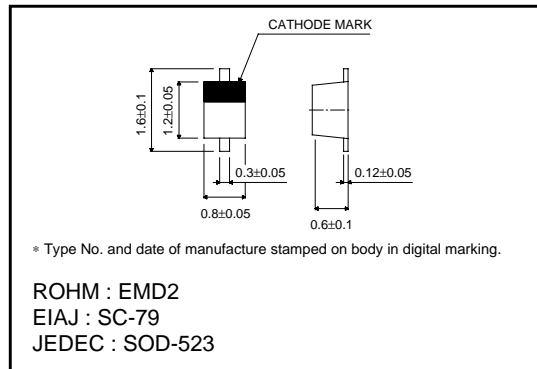
●Features

- 1) Extremely compact, 2-pin mini-mold type for high-density mounting (EMD2).
- 2) Can be mounted automatically, using chip mounter.
- 3) High reliability.

●Construction

Silicon epitaxial planar

●External dimensions (Units : mm)



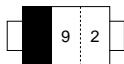
●Absolute maximum ratings (Ta = 25°C)

Parameter	Symbol	Limits	Unit
Power dissipation	P	100	mW
Junction temperature	T _j	125	°C
Storage temperature	T _{stg}	-55 ~ +125	°C
Operating temperature	T _{opr}	-55 ~ +125	°C

●Markings (Type No.)

Product name	Type No.	
EDZ4.7B	9	2
EDZ5.1B	A	2
EDZ5.6B	C	2
EDZ6.2B	E	2
EDZ6.8B	F	2

(Ex.) EDZ4.7B



Diodes

●Electrical characteristics (Ta = 25°C)

Type	Zener voltage			Operating resistance		Rising operating resistance		Reverse current	
	Vz (V)			Zz (Ω)		Zzk (Ω)		IR (μA)	
	Min.	Max.	Iz (mA)	Max.	Iz (mA)	Max.	Iz (mA)	Max.	VR (V)
EDZ4.7B	4.550	4.750	5	100	5	800	0.5	2	1.0
EDZ5.1B	4.980	5.200	5	80	5	500	0.5	2	1.5
EDZ5.6B	5.490	5.730	5	60	5	200	0.5	1	2.5
EDZ6.2B	6.060	6.330	5	60	5	100	0.5	1.0	3.0
EDZ6.8B	6.650	6.930	5	40	5	60	0.5	0.5	3.5

Notes) 1. The Zener voltage (Vz) is measured 40ms after power is supplied.
 2. The operating resistances (Zz, Zzk) are measured by superimposing a minute alternating current on the regulated current (Iz).

●Electrical characteristic curves (Ta = 25°C)

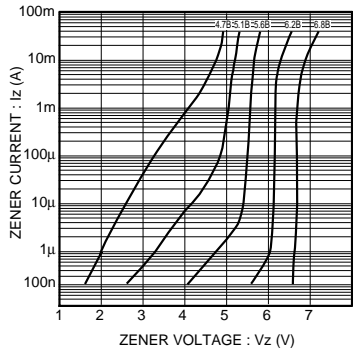


Fig. 1 Zener characteristics

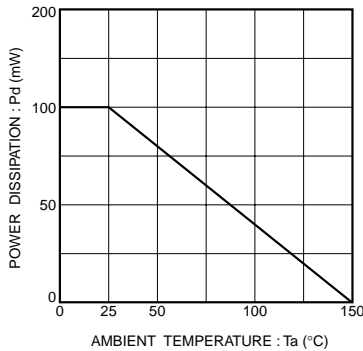


Fig. 2 Derating curve

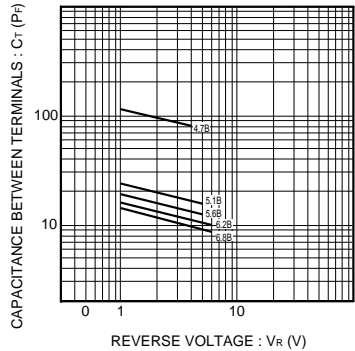


Fig. 3 Capacitance between terminal characteristics

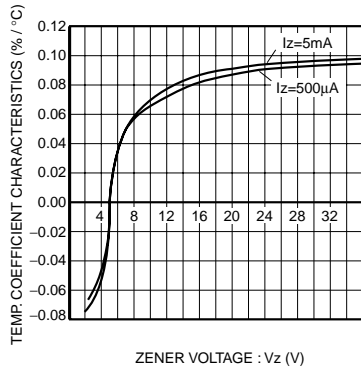


Fig. 4 Zener voltage-temp. coefficient characteristics

* EDZ series : Vz=4.7V-6.8V