

# 10A015

1.5 Watts, 20 Volts, Class A  
Linear to 1000 MHz

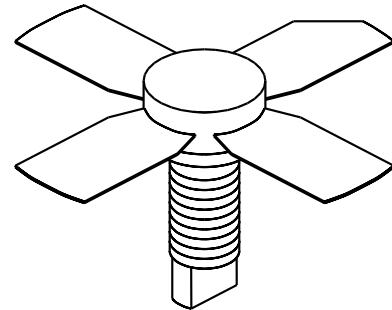
## GENERAL DESCRIPTION

The 10A015 is a COMMON EMITTER transistor capable of providing 1.5 Watts of Class A, RF Output power to 1000 MHz. This transistor is specifically designed for general Class A amplifier applications. It utilizes gold metalization and diffused ballasting to provide high reliability and supreme ruggedness.

## ABSOLUTE MAXIMUM RATINGS

Maximum Power Dissipation @ 25°C	6 Watts
<b>Maximum Voltage and Current</b>	
BVces Collector to Emitter Voltage	50 Volts
BVebo Emitter to Base Voltage	3.5 Volts
Ic Collector Current	750 mA
<b>Maximum Temperatures</b>	
Storage Temperature	- 65 to + 150°C
Operating Junction Temperature	+ 200°C

## CASE OUTLINE 55FT, STYLE 2



## ELECTRICAL CHARACTERISTICS @ 25 °C

SYMBOL	CHARACTERISTICS	TEST CONDITIONS	MIN	TYP	MAX	UNITS
Pout	Power Out	F = 1 GHz	1.5			Watts
Pin	Power Input	Ic = 220 mA			0.19	Watts
Pg	Power Gain	Vcc = 20 Volts	9.0	9.5		dB
Ft	Transition Frequency	Vce = 20V, Ic = 220 mA	2.7			GHz
VSWR	Load Mismatch Tolerance				30:1	

BVebo	Emitter to Base Breakdown	Ie = 1 mA	3.5			Volts
BVces	Collector to Emitter Breakdown	Ic = 10 mA	50			Volts
BVceo	Collector to Emitter Breakdown	Ic = 10 mA	24			Volts
h <sub>FE</sub>	DC Current Gain	Vce = 5 V, Ic = 100 mA	20			
Cob	Output Capacitance	Vcb = 5 V, f = 1 MHz		3.8		pF
θjc	Thermal Resistance			20	29	°C/W

Issue February 1996

GHz TECHNOLOGY INC. RESERVES THE RIGHT TO MAKE CHANGES WITHOUT FURTHER NOTICE. GHz RECOMMENDS THAT BEFORE THE PRODUCT(S) DESCRIBED HEREIN ARE WRITTEN INTO SPECIFICATIONS, OR USED IN CRITICAL APPLICATIONS, THAT THE PERFORMANCE CHARACTERISTICS BE VERIFIED BY CONTACTING THE FACTORY.

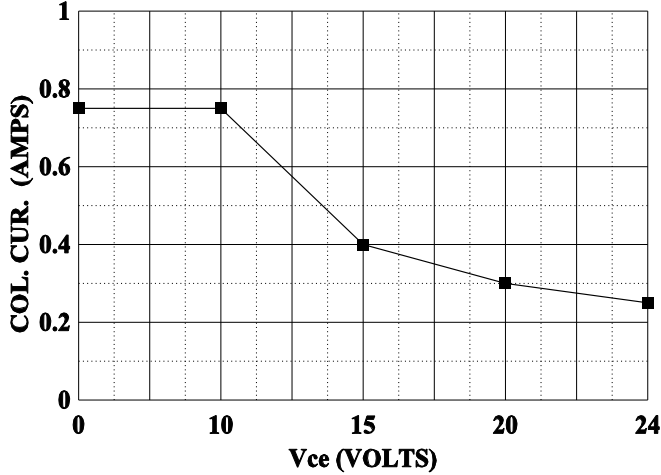


**GHz TECHNOLOGY**  
RF · MICROWAVE SILICON POWER TRANSISTORS

*Typical Performance*

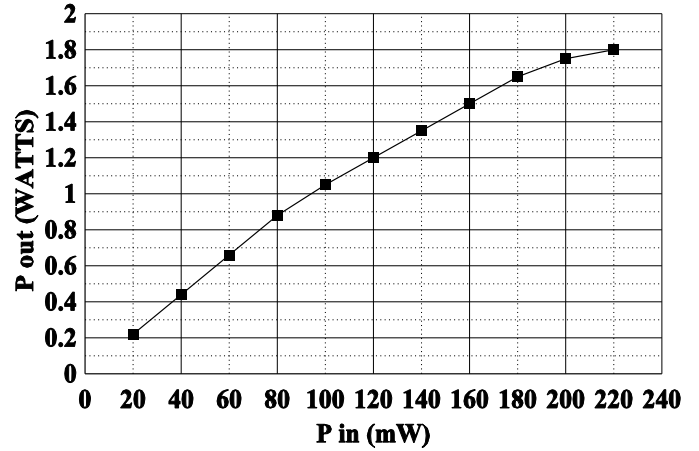
**10A015**

**DC SAFE OPERATING AREA**



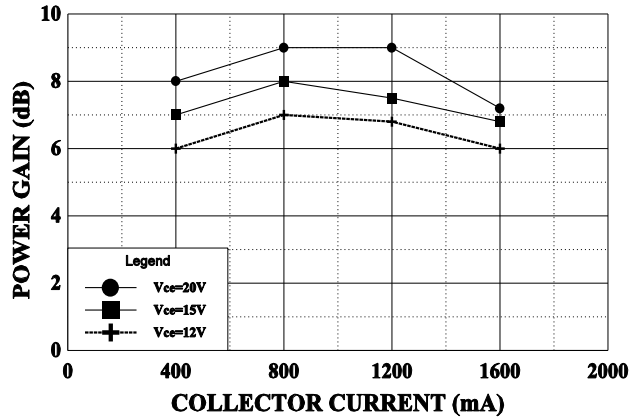
**POWER OUTPUT vs POWER INPUT**

f=1.0 GHz, Vcc=20V



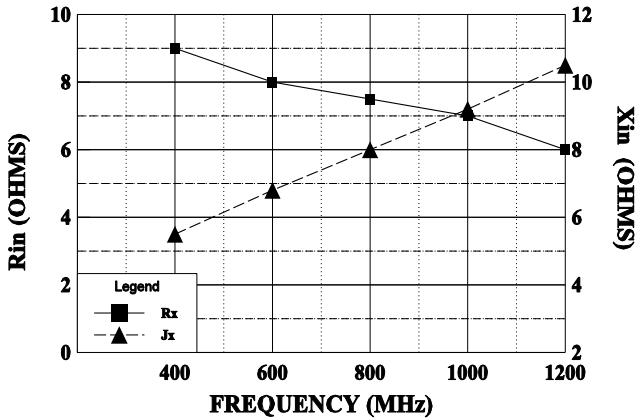
**GAIN vs COLLECTOR CURRENT**

f=1.0 GHz



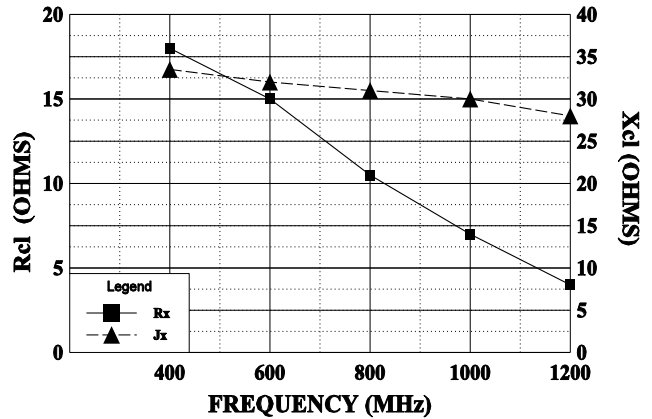
**SERIES INPUT IMPEDANCE vs FREQUENCY**

Vcc = 20 V, Ic = 220 mA



**SERIES LOAD IMPEDANCE vs FREQUENCY**

Vcc = 20 V, Ic = 220 mA





**GHZ TECHNOLOGY**  
RF·MICROWAVE SILICON POWER TRANSISTORS

**10A015 (20V , 0.22A)**

MMICAD for Windows Fri Jul 08 10:34:39 1994  
CIRCUIT: MES

FREQ MHz	--- S11 ---		--- S21 ---		--- S12 ---		--- S22 ---	
	MAG	ANG	MAG	ANG	MAG	ANG	MAG	ANG
0.100	0.71444	-160.782	16.0356	116.519	0.02275	35.0393	0.42058	-77.3759
0.200	0.79473	-172.871	8.98445	96.9768	0.02727	34.4150	0.30289	-105.202
0.300	0.81513	-179.724	6.16077	84.5847	0.03101	37.3839	0.27523	-117.550
0.400	0.82391	175.497	4.67553	76.1937	0.03520	40.2138	0.27423	-124.308
0.500	0.82552	171.380	3.75402	69.3057	0.03928	43.6423	0.28109	-128.108
0.600	0.82599	167.564	3.12463	62.5982	0.04408	45.5915	0.29711	-131.121
0.700	0.82590	164.137	2.67908	55.8207	0.04924	46.9769	0.31596	-133.463
0.800	0.82751	160.922	2.34296	49.7308	0.05511	47.4369	0.33725	-135.825
0.900	0.82895	157.536	2.07752	43.8716	0.06110	46.9143	0.35824	-138.380
1.000	0.82649	154.035	1.86687	38.3915	0.06582	46.7907	0.37937	-140.217
1.100	0.82518	150.725	1.69487	32.9740	0.07183	46.5604	0.40196	-142.351
1.200	0.82311	147.466	1.54892	27.6537	0.07808	45.9531	0.42623	-144.711
1.300	0.82374	144.089	1.42774	22.5346	0.08474	44.9908	0.44824	-146.998
1.400	0.82316	140.784	1.32241	17.4996	0.09114	43.8844	0.47145	-149.618
1.500	0.82222	137.234	1.22854	12.5140	0.09820	42.5710	0.49267	-151.943
1.600	0.82163	133.648	1.14693	7.78041	0.10526	41.1111	0.51301	-154.495
1.700	0.82074	130.047	1.07333	3.20224	0.11234	39.4652	0.53328	-156.985
1.800	0.81902	126.149	1.00886	-1.32148	0.12009	37.6259	0.55348	-159.283
1.900	0.81773	122.433	0.95068	-5.60939	0.12790	35.8041	0.57051	-161.854
2.000	0.81598	118.694	0.89701	-9.73811	0.13579	33.9701	0.58856	-164.287
2.100	0.81452	114.613	0.85022	-13.8881	0.14379	31.7736	0.60869	-166.749
2.200	0.81224	110.743	0.80716	-17.8736	0.15202	29.5273	0.62745	-169.473
2.300	0.80926	106.728	0.76737	-21.7289	0.16146	27.4446	0.64638	-172.567
2.400	0.80939	102.646	0.73137	-25.4845	0.17122	24.8018	0.65855	-175.679
2.500	0.80620	98.4842	0.69786	-29.2295	0.18040	22.0881	0.67062	-178.831
2.600	0.80747	94.2752	0.66676	-32.6879	0.18940	19.4187	0.67631	178.293
2.700	0.80377	89.9974	0.63783	-36.1092	0.19878	16.5881	0.68340	175.321
2.800	0.79977	85.6483	0.61013	-39.5377	0.20856	13.7516	0.69046	172.288
2.900	0.79459	81.4224	0.58377	-42.5949	0.21777	10.9093	0.69394	169.137
3.000	0.79043	77.3116	0.55864	-45.4501	0.22710	8.07792	0.69414	165.980