

CentralTM Semiconductor Corp.

145 Adams Ave., Hauppauge, NY 11788 USA
Phone (631) 435-1110 FAX (631) 435-1824

Manufacturers of World Class Discrete Semiconductors
www.centrasemi.com

CRSH1 SERIES

SCHOTTKY BARRIER RECTIFIER
1.0 AMPS, 20 THRU 100 VOLTS

JEDEC DO-41 CASE

DESCRIPTION

The CENTRAL SEMICONDUCTOR CRSH1 Series types are Schottky Barrier Rectifiers mounted in an axial lead epoxy case using metal to silicon junction to yield low forward voltage drop and instantaneous reverse recovery times.

MAXIMUM RATINGS (T_A=25°C unless otherwise noted)

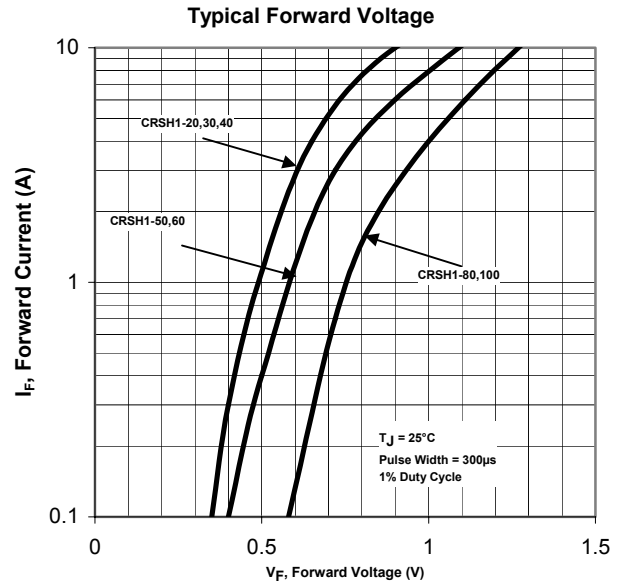
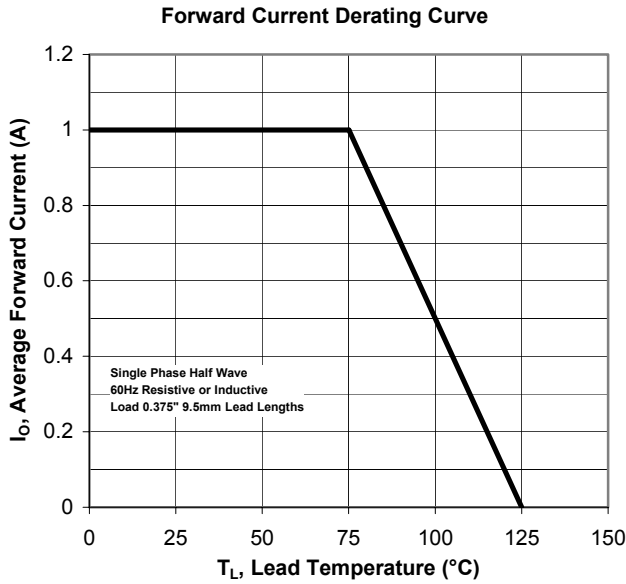
	SYMBOL	CRSH1	CRSH1	CRSH1	CRSH1	CRSH1	CRSH1	CRSH1	UNITS
		-2	-3	-4	-5	-6	-8	-10	
Peak Repetitive Reverse Voltage	V _{RRM}	20	30	40	50	60	80	100	V
DC Blocking Voltage	V _R	20	30	40	50	60	80	100	V
RMS Reverse Voltage	V _{R(RMS)}	14	21	28	35	42	56	70	V
Average Forward Current (T _L =75°C)	I _O			1.0					A
Peak Forward Surge Current (8.3ms)	I _{FSM}			30					A
Junction Temperature	T _J			-65 to +125					°C
Storage Temperature	T _{stg}			-65 to +125					°C
Thermal Resistance	θ _{JA}			80					°C/W

ELECTRICAL CHARACTERISTICS (T_A=25°C unless otherwise noted)

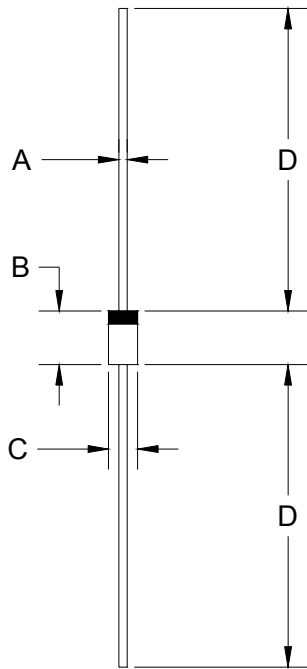
SYMBOL	TEST CONDITIONS	MIN	TYP	MAX	UNITS
I _R	V _R =Rated V _{RRM}			0.5	mA
I _R	V _R =Rated V _{RRM} , T _A =100°C			10	mA
V _F	I _F =1.0A (20V THRU 40V)			0.5	V
V _F	I _F =1.0A (50V AND 60V)			0.7	V
V _F	I _F =1.0A (80V AND 100V)			0.85	V
C _J	V _F =4.0V, f=1.0MHz		110		pF

(SEE REVERSE SIDE)

CRSH1 SERIES RATING AND CHARACTERISTIC CURVES



Mechanical Drawing: DO-41



DIMENSIONS				
SYMBOL	INCHES		MILLIMETERS	
	MIN	MAX	MIN	MAX
A	0.028	0.034	0.71	0.86
B	0.160	0.205	4.06	5.21
C	0.080	0.107	2.03	2.72
D	1.000	-	25.40	-

DO-41 (REV: R1)

R1