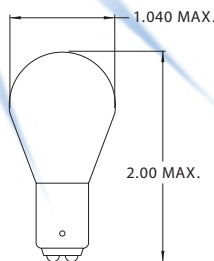
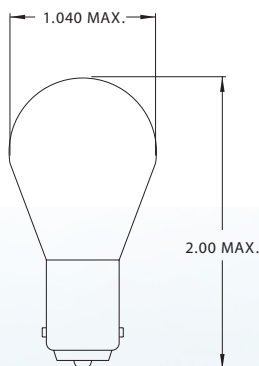


S-8 Double Contact Bayonet Base



| Part Number | Design Voltage | Amps | MSCP | Life Hours | Filament Type |
|-------------|----------------|------|------|------------|---------------|
| CM1228 | 32.0 | .45 | 15.0 | 150 | C-2V |
| CM653 | 37.5 | .83 | 32.0 | 500 | C-2V |
| CM895 | 40.0 | .53 | 14.0 | 3,800 | C-13 |
| CM1229 | 40.0 | .38 | 15.0 | 400 | C-2V |
| CM110 | 44.0 | .17 | 6.0 | 200 | C-7A |
| CM1676 | 45.5 | .22 | 7.6 | 1,000 | C-13 |

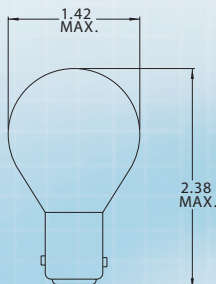
S-8 Double Contact Index Base



| Part Number | Design Voltage | Amps | MSCP | Life Hours | Filament Type |
|-------------|----------------|------|------|------------|---------------|
| CM1154 | 6.4 | 2.63 | 21.0 | 200 | 2C-6* |
| | 7.0 | .75 | 3.0 | 1,000 | 2C-6* |
| CM1606 | 6.4 | 2.69 | 21.0 | 200 | C-6 |
| CM1626 | 6.4 | 3.00 | 23.0 | 500 | C-2R |
| CM198 | 12.8 | 2.25 | 32.0 | 1,200 | C-6* |
| | 14.0 | .68 | 3.0 | 5,000 | C-6* |
| CM1016 | 12.8 | 1.34 | 21.0 | 200 | C-6* |
| | 14.0 | .59 | 6.0 | 1,000 | C-6* |
| CM1034 | 12.8 | 1.80 | 32.0 | 200 | C-6* |
| | 14.0 | .59 | 3.0 | 5,000 | C-6* |
| CM1035 | 12.8 | 1.44 | 21.0 | 1,000 | C-6* |
| | 14.0 | .59 | 3.0 | 5,000 | C-6* |
| CM1157 | 12.8 | 2.10 | 32.0 | 600 | C-6* |
| | 14.0 | .59 | 3.0 | 5,000 | C-6* |
| CM2057 | 12.8 | 2.10 | 32.0 | 1,200 | C-6* |
| | 14.0 | .48 | 2.0 | 5,000 | C-6* |
| CM2357 | 12.8 | 2.23 | 40.0 | 400 | C-6* |
| | 14.0 | .59 | 3.0 | 500 | C-6* |
| CM1662 | 28.0 | .93 | 32.0 | 400 | CC-6* |
| | 28.0 | .94 | 6.0 | 1,000 | C-2V* |

* Dual Filament Lamp

S-11 Single Contact Bayonet Base



| Part Number | Design Voltage | Amps | MSCP | Life Hours | Filament Type |
|-------------|----------------|------|------|------------|---------------|
| CM1723 | 6.2 | 4.50 | 32.0 | 400 | C-6 |
| CM309 | 28.0 | .90 | 32.0 | 300 | C-2V |
| CM311 | 28.0 | 1.29 | 50.0 | 300 | C-2V |
| CM3011 | 28.0 | 1.29 | 44.0 | 1,000 | C-2V |