

AZ983

80 AMP AUTOMOTIVE RELAY

FEATURES

- 80 Amp contact rating
- High momentary carry current
- High operating temperature (85°C)
- SPST N.O. (1 Form A), SPDT (1 Form C), SPST N.C. (1 Form B)
- PCB terminals
- Epoxy sealed version available



CONTACTS

Arrangement	SPST (N.O.) (1 Form A) SPDT (1 Form C), SPST (N.C.) (1 Form B)
Ratings	Resistive load: Max. switched power: 1120 W (SPST) Form A 840 W (N.O.) Form C 840 W (N.C.) Form C, Form B Max. switched current: 80 A (SPST) Form A 60 A (N.O.) Form C 60 A (N.C.) Form C, Form B Max. switched voltage: 30 VDC
Material	Silver tin oxide
Resistance	< 50 milliohms initially (24 V, 1 A voltage drop method)

COIL

Power	
At Pickup Voltage (typical)	0.76 W
Max. Continuous Dissipation	3.0 W at 20°C (68°F)
Temperature Rise	68°C (122°F) at nominal coil voltage
Temperature	Max.155°C (311°F)

NOTES

1. All values at 20°C (68°F).
2. Relay may pull in with less than "Must Operate" value.
3. Specifications subject to change without notice.

GENERAL DATA

Life Expectancy Mechanical Electrical	Minimum operations 1 x 10 ⁷ 1 x 10 ⁵ at 80 A 14 VDC Res.
Operate Time (typical)	7 ms at nominal coil voltage
Release Time (typical)	5 ms at nominal coil voltage (with no coil suppression)
Dielectric Strength (at sea level for 1 min.)	500 Vrms coil to contact 500 Vrms contact to contact
Insulation Resistance	100 megohms min. at 500 VDC, 20°C 50% RH
Dropout	Greater than 10% of nominal coil voltage
Ambient Temperature Operating Storage	-40°C (-40°F) to 85°C (185°F) -40°C (-40°F) to 105°C (221°F)
Vibration	0.062" (1.5 mm) DA at 10-55 Hz
Shock	10 g
Enclosure	P.B.T. polyester
Terminals	Copper alloy PCB
Weight	40 grams

ZETTLER electronics GmbH

Junkersstrasse 3, D-82178 Puchheim, Germany

Tel. +49 89 800 97 0
Fax +49 89 800 97 200

office@ZETTLERelectronics.com
www.ZETTLERelectronics.com

2003-06-24

AZ983

RELAY ORDERING DATA

COIL SPECIFICATIONS				ORDER NUMBER*	
Nominal Coil VDC	Must Operate VDC	Max. Continuous VDC	Coil Resistance $\pm 10\%$	SPST	SPDT
6	3.9	7.8	20	AZ983-1A-6D	AZ983-1C-6D
12	7.8	15.6	80	AZ983-1A-12D	AZ983-1C-12D
24	15.6	31.2	320	AZ983-1A-24D	AZ983-1C-24D

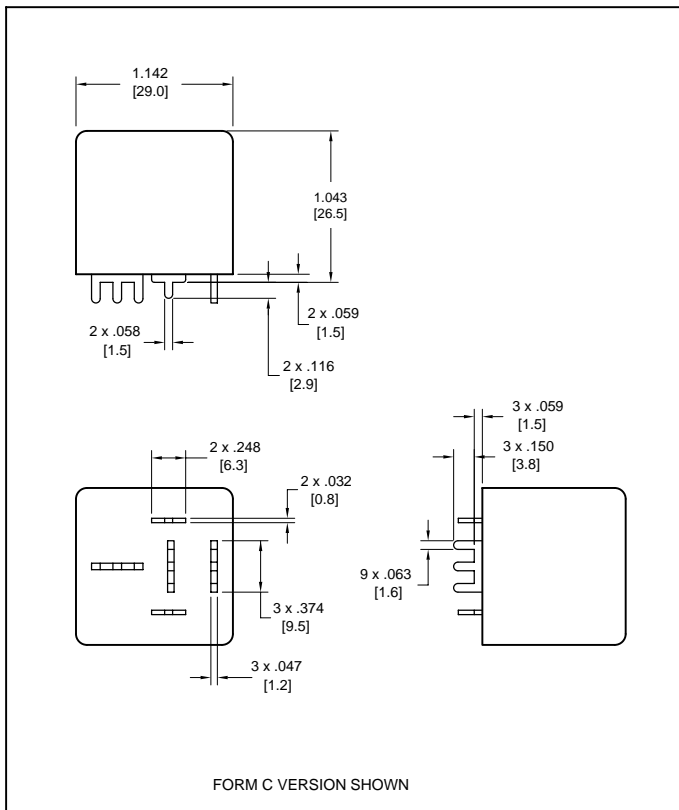
* For SPST (N.C.) (1 Form B) relay, substitute "1B" for "1A".

Add suffix "R" for resistor in parallel with coil. Resistor values: 6V: 180 Ω , 12V: 680 Ω , 24V: 2700 Ω .

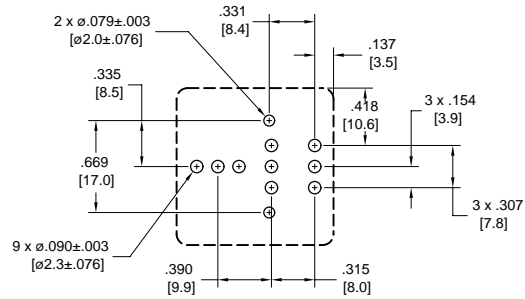
Add suffix "D" for diode across coil option (+ pole at terminal #86).

Add suffix "E" for epoxy sealed version.

MECHANICAL DATA

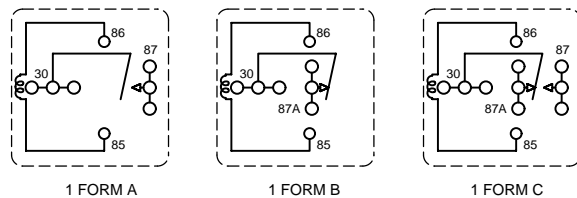


PC BOARD LAYOUT



FORM C VERSION SHOWN
VIEWED TOWARD TERMINALS

WIRING DIAGRAMS



VIEWED TOWARD TERMINALS

Dimensions in inches with metric equivalents in parentheses. Tolerance: $\pm .010$ "

ZETTLER electronics GmbH

Junkersstrasse 3, D-82178 Puchheim, Germany

Tel. +49 89 800 97 0

Fax +49 89 800 97 200

office@ZETTLERelectronics.com

www.ZETTLERelectronics.com

2003-06-24