

## 10 Amp Minature PCB Power Relay

## PC384



### FEATURES

- 10 Amp continuous contact capacity
- 1A or 1C contact form
- 2 KV dielectric between coil and contacts
- 4KV surge voltage
- Class "B" insulation standard
- Class "F" insulation available
- Sealed, immersion cleanable



File # E86876

### UL/CSA RATINGS

Load Type	All Forms All Contacts
General Use	10 Amps @ 125 VAC, 5 Amps @ 250 VAC
Max Switching Power	1250 VA, 280W

### CONTACT DATA

Material	AgCdO (Silver Cadmium Oxide) AgSnO (Silver Tin Oxide)	
Initial Contact Resistance	50 milliohms max @ 0.1A, 6VDC	
Service Life	Mechanical	1 X 10 <sup>7</sup> Operations
	Electrical	1 X 10 <sup>5</sup> Operations

### CHARACTERISTICS

Operate Time	10 ms. Max.
Release Time	4 ms. Max.
Insulation Resistance	250 megohms min, at 500VDC, 50%RH
Dielectric Strength	2000 Vrms, 1 min. between coil and contacts 750 Vrms, 1 min. between open contacts
Shock Resistance	10 g, 11ms, functional; 100 g, destructive
Vibration Resistance	DA 1.5 mm, 10 - 55 Hz
Power Consumption	.36 W
Ambient Temperature Range	-25 to 70 C operating for class B, -40 to 130 C storage
Weight	8.6 grams approx.

### ORDERING INFORMATION

Example:	PC384	-1C	-12	S
Model				
Contact Form				
1A, 1C				
Coil Voltage				
Enclosure				
S: Sealed; C: Flux Free				

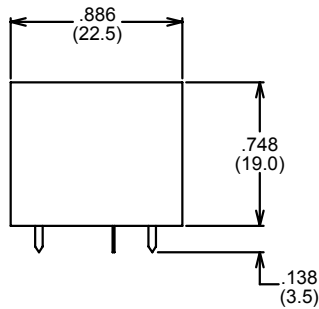
**COIL DATA**

Coil Voltage	Resistance ohms $\pm$ 10%	Must Operate Voltage Max. (VDC)	Must Release Voltage Min. (VDC)	Continuous Voltage Max. (VDC)
3	25	2.1	0.3	3.3
5	69	3.5	0.5	5.5
6	100	4.2	0.6	6.6
9	225	6.3	0.9	9.9
12	400	8.4	1.2	13.2
18	900	12.6	1.8	19.8
24	1600	16.8	2.4	26.4

Note: Custom coil voltages within the ranges shown are available on special order.

**Dimensions in Inches (millimeters)**

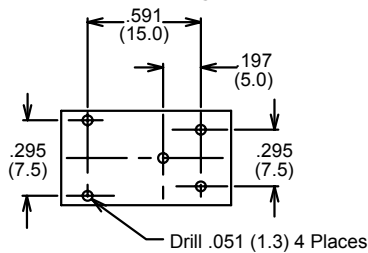
**Side View**



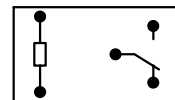
**End View**



**Bottom View  
PC Board Layout**



**Wiring Diagram**



**Notes:**

- Contact Form C shown
- On Contact Forms A & B Unused Pins are Omitted
- Tolerances  $\pm$  .010 unless otherwise noted



3220 Commander Drive, Suite 102, Carrollton, Texas 75006

Sales: Call Toll Free (888) 997-3933 Fax (818) 342-5296 email: pickerwest@sbcglobal.net URL: pickercomponents.com