

SMD POWER INDUCTORS

MODEL NO. : SMI-54 SERIES (CD54 COMPATIBLE)

FEATURES:

- * SUPERIOR QUALITY FROM AN AUTOMATED PRODUCTION LINE.
- * PICK AND PLACE COMPATIBLE.
- * TAPE AND REEL PACKING.



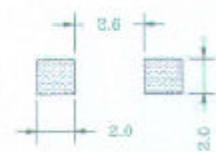
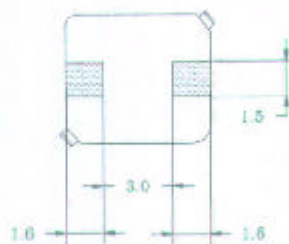
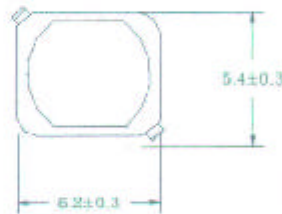
APPLICATION :

- * NOTEBOOK COMPUTERS.
- * DC-DC CONVERTORS.
- * DC-AC INVERTER.
- * PDA
- * DIGITAL STILL CAMERA
- * PC CAMERA

ELECTRICAL SPECIFICATION:

PHYSICAL DIMENSION : (UNIT:mm)

PART NO.	INDUCTANCE (uH)	D.C.R. MAX (Ω)	RATED CURRENT (A)
SMI-54-100	10	0.10	1.44
SMI-54-120	12	0.12	1.40
SMI-54-150	15	0.14	1.30
SMI-54-180	18	0.15	1.23
SMI-54-220	22	0.18	1.11
SMI-54-270	27	0.20	0.97
SMI-54-330	33	0.23	0.88
SMI-54-390	39	0.32	0.80
SMI-54-470	47	0.37	0.72
SMI-54-560	56	0.42	0.68
SMI-54-680	68	0.46	0.61
SMI-54-820	82	0.60	0.58
SMI-54-101	100	0.70	0.52
SMI-54-121	120	0.93	0.48
SMI-54-151	150	1.10	0.40
SMI-54-181	180	1.38	0.38
SMI-54-221	220	1.57	0.35



TOLERANCE: ± 0.3

PCB PATTERN

NOTE (1): TEST FREQUENCY: 100KHz,1VRMS.

NOTE (2): 10~27uH ± 20% ,33 ~ 47uH ± 15%(L),56~220uH± 10%(K).

NOTE (3): THIS INDICATES THE VALUE OF DC CURRENT WHICH THE INDUCTANCE IS 10% LOWER THAN ITS INITIAL VALUE AND/OR ΔT=40°C UNDER THIS DC CURRENT BIAS.