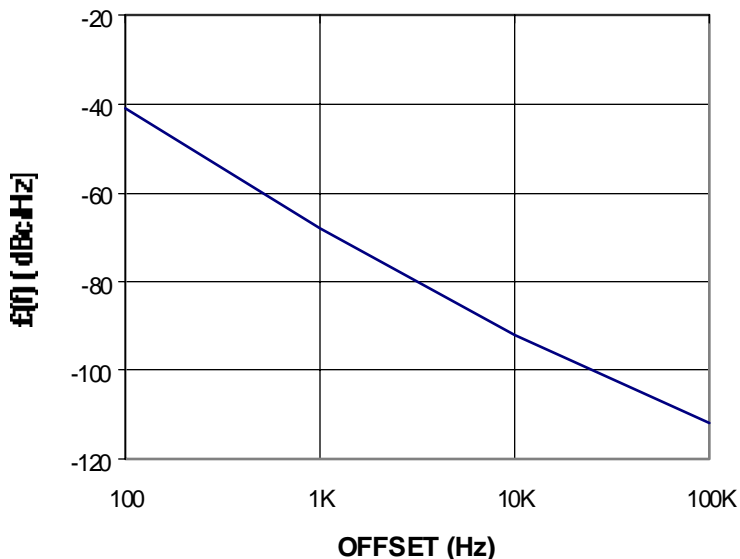


PHASE NOISE (1 Hz BW, typical)



FEATURES

- Frequency Range: 1815 - 1875 MHz
- Tuning Voltage: 0.3-4.7 Vdc
- SUB - Style Package

APPLICATIONS

- PCS Handhelds
- Portable Receivers
- Mobile Communications

PERFORMANCE SPECIFICATIONS

	VALUE	UNITS
Oscillation Frequency Range	1815 - 1875	MHz
Phase Noise @ 10 kHz offset (1 Hz BW, typ.)	-92	dBc/Hz
Harmonic Suppression (2nd, typ.)	-12	dBc
Tuning Voltage	0.3-4.7	Vdc
Tuning Sensitivity (avg.)	58	MHz/V
Power Output	8±2.5	dBm
Load Impedance	50	Ω
Input Capacitance (max.)	50	pF
Pushing	<9	MHz/V
Pulling (14 dB Return Loss, Any Phase)	<25	MHz
Operating Temperature Range	-20 to 85	°C
Package Style	SUB	
POWER SUPPLY REQUIREMENTS		
Supply Voltage (Vcc, nom.)	5	Vdc
Supply Current (Icc, typ.)	14	mA

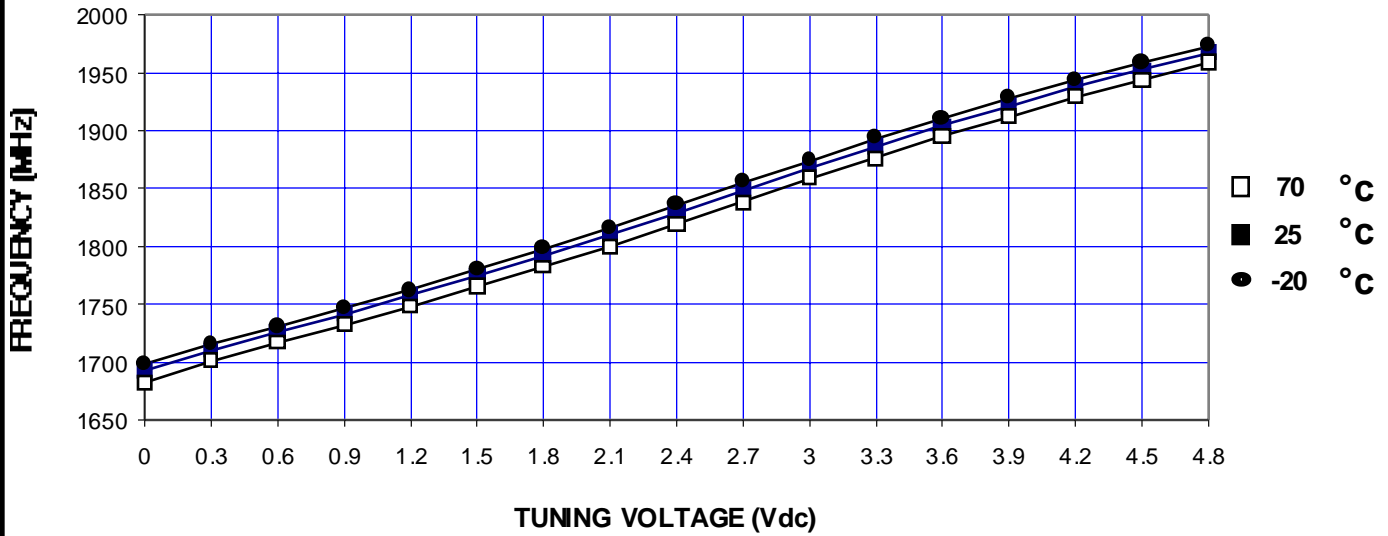
All specifications are typical unless otherwise noted and subject to change without notice.

APPLICATION NOTES

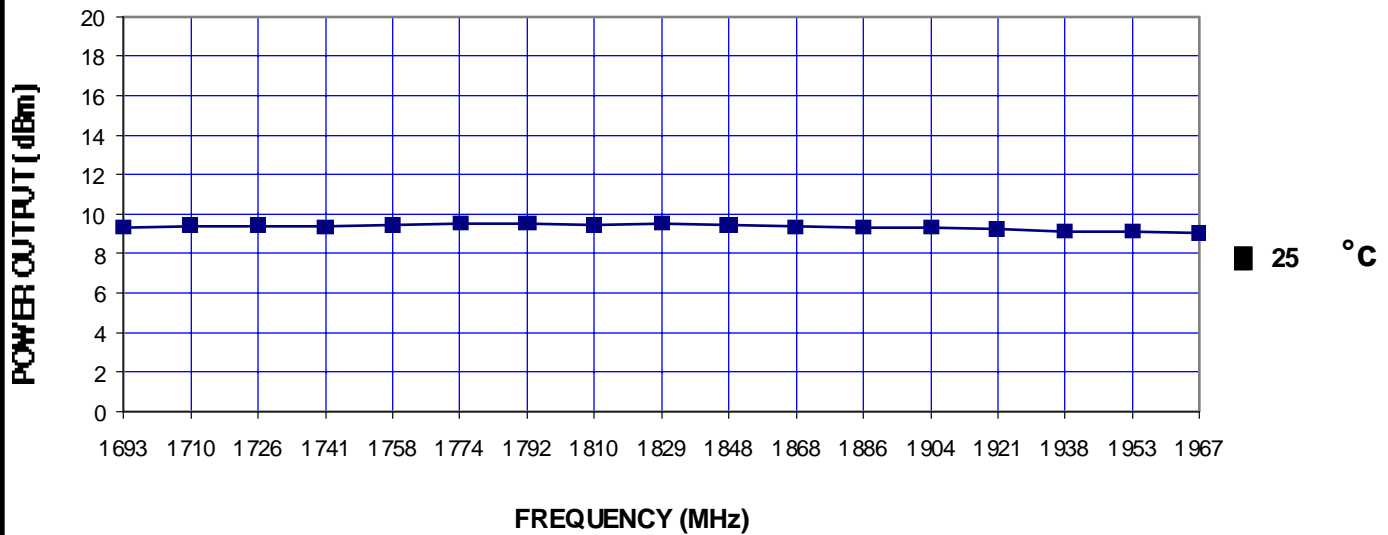
- AN-100/1 : Mounting and Grounding of VCOs
- AN-102 : Proper Output Loading of VCOs
- AN-107 : How to Solder Z-COMM VCOs

NOTES:

TUNING CURVE, typ.



POWER CURVE, typ.



PHYSICAL DIMENSIONS

