





Series 890/892 square pin headers are cost efficient thanks to selective gold plating on pins made of copper alloy

They come with various pin lengths to suit many different applications

When used with series 999 female jumpers, these connectors may serve as a practical, simple means for coding purposes

For corresponding receptacles see pages 22 to 29



Platings	Sleeve 	Clip 	Pin 
19 39 90			0.25 μm Au/Sn Pb* 0.75 μm Au/Sn Pb* Sn Pb * selective

### Ordering information

Replace **xxx** with required number of poles, e.g. 892-39-xxx-20-902 for a double row version with 12 pins per row becomes: 892-39-**024**-20-902

### Availability:

single row: 1 to 36 contacts, standard 36 contacts  
double row: 4 to 72 contacts, standard 72 contacts

Order Codes			Dimensions		
Plating 19	Plating 39 <b>B</b>	Plating 90	Solder side B ± 0.2	Connector side A ± 0.2	Min. length of gold plating G
<b>Single row</b>					
890-19-xxx-20-902	890-39-xxx-20-902	890-90-xxx-20-902	2.5	5.7	4.5
890-19-xxx-20-000	890-39-xxx-20-000	890-90-xxx-20-000	2.9	7.0	5.8
890-19-xxx-20-901	890-39-xxx-20-901	890-90-xxx-20-901	3.2	6.7	5.5
890-19-xxx-20-903	890-39-xxx-20-903	890-90-xxx-20-903	3.4	5.8	4.6
890-19-xxx-20-904	890-39-xxx-20-904	890-90-xxx-20-904	5.1	5.7	4.5
<b>Double row</b>					
892-19-xxx-20-902	892-39-xxx-20-902	892-90-xxx-20-902	2.5	5.7	4.5
892-19-xxx-20-000	892-39-xxx-20-000	892-90-xxx-20-000	2.9	7.0	5.8
892-19-xxx-20-901	892-39-xxx-20-901	892-90-xxx-20-901	3.2	6.7	5.5
892-19-xxx-20-903	892-39-xxx-20-903	892-90-xxx-20-903	3.4	5.8	4.6

For other pin and solder tail lengths, triple row headers, double body board spacer (Sandwich) headers and SMT or press-fit terminations please consult.