

Complementary Silicon Power Transistors

... for general purpose power amplification and switching such as output or driver stages in applications such as switching regulators, converters and power amplifiers.

- Low Collector–Emitter Saturation Voltage
 $V_{CE(sat)} = 1.0 \text{ V (Max) @ } 8.0 \text{ A}$
- Fast Switching Speeds
- Complementary Pairs Simplifies Designs

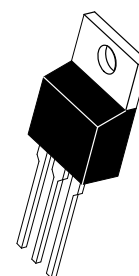
NPN
D44H Series*
PNP
D45H Series*

*Motorola Preferred Device

10 AMPERE
COMPLEMENTARY
SILICON
POWER TRANSISTORS
60, 80 VOLTS

MAXIMUM RATINGS

Rating	Symbol	D44H or D45H		Unit
		8	10, 11	
Collector–Emitter Voltage	V_{CEO}	60	80	Vdc
Emitter Base Voltage	V_{EB}	5.0		Vdc
Collector Current — Continuous — Peak (1)	I_C	10 20		Adc
Total Power Dissipation @ $T_C = 25^\circ\text{C}$ @ $T_A = 25^\circ\text{C}$	P_D	50 1.67		Watts
Operating and Storage Junction Temperature Range	T_J, T_{stg}	–55 to 150		$^\circ\text{C}$



CASE 221A–06
TO–220AB

THERMAL CHARACTERISTICS

Characteristic	Symbol	Max	Unit
Thermal Resistance, Junction to Case	$R_{\theta JC}$	2.5	$^\circ\text{C/W}$
Thermal Resistance, Junction to Ambient	$R_{\theta JA}$	75	$^\circ\text{C/W}$
Maximum Lead Temperature for Soldering Purposes: 1/8" from Case for 5 Seconds	T_L	275	$^\circ\text{C}$

(1) Pulse Width $\leq 6.0 \text{ ms}$, Duty Cycle $\leq 50\%$.

ELECTRICAL CHARACTERISTICS ($T_J = 25^\circ\text{C}$ unless otherwise noted)

Characteristic		Symbol	Min	Max	Unit
DC Current Gain ($V_{CE} = 1.0 \text{ Vdc}$, $I_C = 2.0 \text{ Adc}$)	D44H10 D45H10	h_{FE}	35	—	—
	D44H8,11 D44H8,11		60	—	
($V_{CE} = 1.0 \text{ Vdc}$, $I_C = 4.0 \text{ Adc}$)	D44H10 D45H10		20	—	
	D44H8,11 D45H8,11		40	—	

Preferred devices are Motorola recommended choices for future use and best overall value.

D44H Series D45H Series

ELECTRICAL CHARACTERISTICS ($T_C = 25^\circ\text{C}$ unless otherwise noted)

Characteristic	Symbol	Min	Typ	Max	Unit
----------------	--------	-----	-----	-----	------

OFF CHARACTERISTICS

Collector Cutoff Current ($V_{CE} = \text{Rated } V_{CEO}, V_{BE} = 0$)	I_{CES}	—	—	10	μA
Emitter Cutoff Current ($V_{EB} = 5.0 \text{ Vdc}$)	I_{EBO}	—	—	100	μA

ON CHARACTERISTICS

Collector–Emitter Saturation Voltage ($I_C = 8.0 \text{ Adc}, I_B = 0.4 \text{ Adc}$) ($I_C = 8.0 \text{ Adc}, I_B = 0.8 \text{ Adc}$)	D44H/D45H8,11 D44H/D45H10	$V_{CE(sat)}$	— —	— —	1.0 1.0	Vdc
Base–Emitter Saturation Voltage ($I_C = 8.0 \text{ Adc}, I_B = 0.8 \text{ Adc}$)		$V_{BE(sat)}$	—	—	1.5	Vdc

DYNAMIC CHARACTERISTICS

Collector Capacitance ($V_{CB} = 10 \text{ Vdc}, f_{test} = 1.0 \text{ MHz}$)	D44H Series D45H Series	C_{cb}	— —	130 230	— —	pF
Gain Bandwidth Product ($I_C = 0.5 \text{ Adc}, V_{CE} = 10 \text{ Vdc}, f = 20 \text{ MHz}$)	D44H Series D45H Series	f_T	— —	50 40	— —	MHz

SWITCHING TIMES

Delay and Rise Times ($I_C = 5.0 \text{ Adc}, I_{B1} = 0.5 \text{ Adc}$)	D44H Series D45H Series	$t_d + t_r$	— —	300 135	— —	ns
Storage Time ($I_C = 5.0 \text{ Adc}, I_{B1} = I_{B2} = 0.5 \text{ Adc}$)	D44H Series D45H Series	t_s	— —	500 500	— —	ns
Fall Time ($I_C = 5.0 \text{ Adc}, I_{B1} = 102 = 0.5 \text{ Adc}$)	D44H Series D45H Series	t_f	— —	140 100	— —	ns

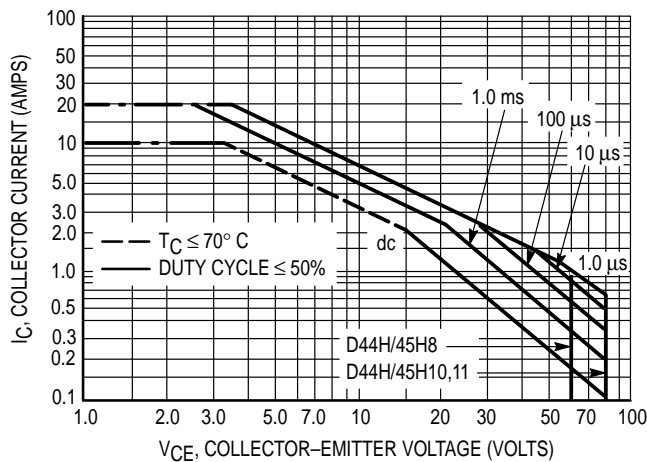
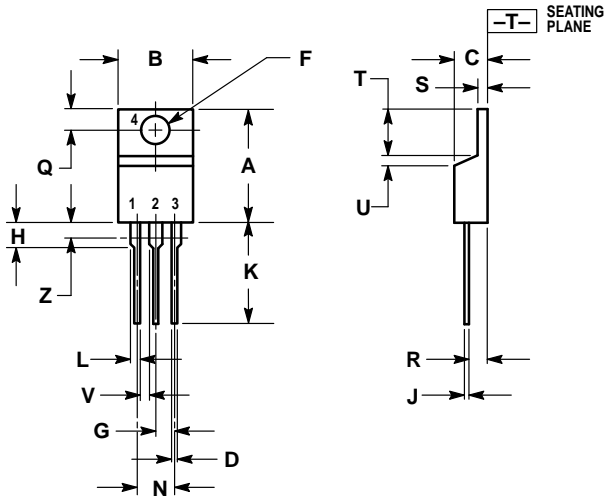


Figure 1. Maximum Rated Forward Bias Safe Operating Area

PACKAGE DIMENSIONS



- NOTES:
1. DIMENSIONING AND TOLERANCING PER ANSI Y14.5M, 1982.
 2. CONTROLLING DIMENSION: INCH.
 3. DIMENSION Z DEFINES A ZONE WHERE ALL BODY AND LEAD IRREGULARITIES ARE ALLOWED.

DIM	INCHES		MILLIMETERS	
	MIN	MAX	MIN	MAX
A	0.570	0.620	14.48	15.75
B	0.380	0.405	9.66	10.28
C	0.160	0.190	4.07	4.82
D	0.025	0.035	0.64	0.88
F	0.142	0.147	3.61	3.73
G	0.095	0.105	2.42	2.66
H	0.110	0.155	2.80	3.93
J	0.018	0.025	0.46	0.64
K	0.500	0.562	12.70	14.27
L	0.045	0.060	1.15	1.52
N	0.190	0.210	4.83	5.33
Q	0.100	0.120	2.54	3.04
R	0.080	0.110	2.04	2.79
S	0.045	0.055	1.15	1.39
T	0.235	0.255	5.97	6.47
U	0.000	0.050	0.00	1.27
V	0.045	—	1.15	—
Z	—	0.080	—	2.04

- STYLE 1:
- PIN 1. BASE
 - 2. COLLECTOR
 - 3. EMITTER
 - 4. COLLECTOR

CASE 221A-06
 TO-220AB
 ISSUE Y

D44H Series D45H Series

Motorola reserves the right to make changes without further notice to any products herein. Motorola makes no warranty, representation or guarantee regarding the suitability of its products for any particular purpose, nor does Motorola assume any liability arising out of the application or use of any product or circuit, and specifically disclaims any and all liability, including without limitation consequential or incidental damages. "Typical" parameters can and do vary in different applications. All operating parameters, including "Typicals" must be validated for each customer application by customer's technical experts. Motorola does not convey any license under its patent rights nor the rights of others. Motorola products are not designed, intended, or authorized for use as components in systems intended for surgical implant into the body, or other applications intended to support or sustain life, or for any other application in which the failure of the Motorola product could create a situation where personal injury or death may occur. Should Buyer purchase or use Motorola products for any such unintended or unauthorized application, Buyer shall indemnify and hold Motorola and its officers, employees, subsidiaries, affiliates, and distributors harmless against all claims, costs, damages, and expenses, and reasonable attorney fees arising out of, directly or indirectly, any claim of personal injury or death associated with such unintended or unauthorized use, even if such claim alleges that Motorola was negligent regarding the design or manufacture of the part. Motorola and  are registered trademarks of Motorola, Inc. Motorola, Inc. is an Equal Opportunity/Affirmative Action Employer.

How to reach us:

USA / EUROPE: Motorola Literature Distribution;
P.O. Box 20912; Phoenix, Arizona 85036. 1-800-441-2447

JAPAN: Nippon Motorola Ltd.; Tatsumi-SPD-JLDC, Toshikatsu Otsuki,
6F Seibu-Butsuryu-Center, 3-14-2 Tatsumi Koto-Ku, Tokyo 135, Japan. 03-3521-8315

MFAX: RMFAX0@email.sps.mot.com – TOUCHTONE (602) 244-6609
INTERNET: <http://Design-NET.com>

HONG KONG: Motorola Semiconductors H.K. Ltd.; 8B Tai Ping Industrial Park,
51 Ting Kok Road, Tai Po, N.T., Hong Kong. 852-26629298



D44H/D

