

Accessories for pluggable interface relays CR-U

Pluggable function modules

Data sheet

2CDC 291 038 F0004



CR-U xx

Features

- Pluggable function modules for mounting on standard sockets for interface relays CR-U
- Function modules: Reverse polarity protection, LED indication, RC element, overvoltage protection

Approvals



Marks



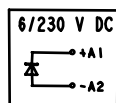
Ordering data

Type	Version	Order code
Sockets		
CR-U 21	Rev. polarity protection, 6-230 V DC, A1+, A2-	1SVR 405 661 R0000
CR-U 41	Diode and LED red, 6-24 V DC, A1+, A2-	1SVR 405 662 R0000
CR-U 41V	Diode and LED green, 6-24 V DC, A1+, A2-	1SVR 405 662 R1000
CR-U 51B	RC element, 6-24 V AC	1SVR 405 663 R0000
CR-U 51C	RC element, 110-240 V AC	1SVR 405 663 R1000
CR-U 61	LED red, 6-24 V AC/DC	1SVR 405 664 R0000
CR-U 61V	LED green, 6-24 V AC/DC	1SVR 405 664 R1000
CR-U 91	LED red, 110-230 V AC/DC	1SVR 405 664 R0100
CR-U 91V	LED green, 110-230 V AC/DC	1SVR 405 664 R1100
CR-U 61C	Varistor and LED red, 6-24 V AC/DC	1SVR 405 665 R0000
CR-U 61CV	Varistor and LED green, 6-24 V AC/DC	1SVR 405 665 R1000
CR-U 91C	Varistor and LED red, 110-230 V AC/DC	1SVR 405 665 R0100
CR-U 91CV	Varistor and LED green, 110-230 V AC/DC	1SVR 405 665 R1100
CR-U 71	Varistor without LED, 24 V AC	1SVR 405 666 R0000
CR-U 71A	Varistor without LED, 115 V AC	1SVR 405 666 R1000
CR-U 81	Varistor without LED, 230 V AC	1SVR 405 666 R2000

Packing unit = 10 pieces.

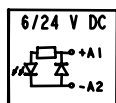
Relays and sockets see separate data sheets.

Position of connection terminals



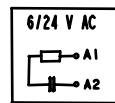
CM-U 21

2CDC 291 050 F0004



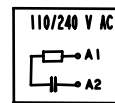
CM-U 41
CM-U 41V

2CDC 291 051 F0004



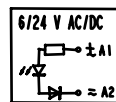
CM-U 51B

2CDC 291 052 F0004



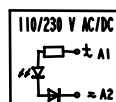
CM-U 51C

2CDC 291 053 F0004



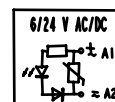
CM-U 61
CM-U 61V

2CDC 291 054 F0004



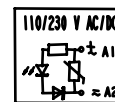
CM-U 91
CM-U 91V

2CDC 291 055 F0004



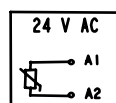
CM-U 61C
CM-U 61CV

2CDC 291 056 F0004



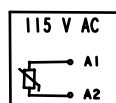
CM-U 91C
CM-U 91CV

2CDC 291 057 F0004



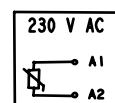
CM-U 71

2CDC 291 058 F0004



CM-U 71A

2CDC 291 059 F0004



CM-U 81

2CDC 291 060 F0004

Accessories

Relays: see data sheet 2CDC 117 003 D02xx
Sockets: see data sheet 2CDC 117 006 D02xx



ABB STOTZ-KONTAKT GmbH

Eppelheimer Straße 82 69123 Heidelberg, Germany

Postfach 10 16 80 69006 Heidelberg, Germany

Internet www.abb.de/epr

E-Mail epr-support@stotzkontakt.de

This datasheet has been downloaded from:

www.DatasheetCatalog.com

Datasheets for electronic components.